

Math Activities

The Heads In, Hearts In family enrichment program encourages families to use their minds (putting their “heads in”) as a tool to expand their knowledge around a variety of topic areas. By creating a shared educational experience, the family unit will work, grow and learn together, putting their “hearts in” to the process.

This unit contains the following:

- ▶ 3D Shapes
- ▶ Eggs-cellent Counting
- ▶ Guess Which Shape
- ▶ Gumball Equations
- ▶ Hungry Hedgehogs
- ▶ Marshmallow Structures
- ▶ Measure a Room
- ▶ Measurement Equivalents
- ▶ Measuring Liquids
- ▶ Photo-Graph
- ▶ Pie Die
- ▶ Skippy Clippy
- ▶ Spinner Math
- ▶ Stories Math
- ▶ Time: Before and After
- ▶ Twisting Place Values




MSU is an affirmative-action, equal-opportunity employer, committed to achieving excellence through a diverse workforce and inclusive culture that encourages all people to reach their full potential. Michigan State University Extension programs and materials are open to all without regard to race, color, national origin, gender, gender identity, religion, age, height, weight, disability, political beliefs, sexual orientation, marital status, family status or veteran status. Issued in furtherance of MSU Extension work, acts of May 8 and June 30, 1914, in cooperation with the U.S. Department of Agriculture. Quentin Tyler, Interim Director, MSU Extension, East Lansing, MI 48824. This information is for educational purposes only. Reference to commercial products or trade names does not imply endorsement by MSU Extension or bias against those not mentioned. Produced by the MSU Extension Educational Materials Team (<http://msue.anr.msu.edu/>). 1P-05:2021-WEB-PA/LG WCAG 2.0



HEADS IN, HEARTS IN

Hungry Hedgehogs

Instructions for Set-Up




Supplies

- “Guide for Families” handout
- Clear plastic standup display (optional)
- “Greater Than, Equal To, Less Than” handout (3 to 4 copies)
- “Cricket Cards” handout (3 to 4 copies)
- Display table

Activity Preparation

- ▶ Purchase or locate items on supply list.
- ▶ Print one copy of the “Guide for Families” handout. Laminate or place in a clear plastic standup display to allow participants to see it more readily.
- ▶ Print three to four copies of the “Greater Than, Equal To, Less Than” handout. Optionally, laminate.
- ▶ Print three to four copies of the “Cricket Cards” handout. Cut out the cricket groups. Optionally, laminate.
- ▶ Place the “Cricket Cards” and “Greater Than, Equal To, Less Than” handouts on the display table.





Hungry Hedgehogs

Guide for Families

Learning Objectives

What you need to know:

An **inequality** is a math sentence in which two different numbers are separated by a symbol that shows their relationship. When one number is bigger than another, they can be separated by the **greater than** sign ($>$). For example, 5 is bigger than 3, so that would look like $5 > 3$. When one number is smaller than the other, they can be separated by the **less than** sign ($<$). For example, 2 is less than 9 so that would look like $2 < 9$. When trying to remember which symbol to use, remember that the small ends of the $<$ and $>$ symbols always point toward the smallest number, for example: $3 < 20$ (3 is less than 20) and $20 > 3$ (20 is greater than 3).

An **equation** is a math sentence in which the two sides are equal. When two numbers are the same, they can be separated by the **equal to** sign ($=$). For example, 6 is equal to 6 so that would look like $6 = 6$.

What you will do and learn:

In this activity, you will help feed crickets to a hedgehog. You will take two groups of crickets and decide which symbol to use to describe whether one number is greater than, less than or equal to.

Instructions

1. Pick two “Cricket Cards” and count how many crickets are on each card.
2. Use the “Greater Than, Equal To, Less Than” handout to make a math sentence that is true. You can do this by placing the “Cricket Cards” around the greater than symbol ($>$), the equal to sign ($=$) or the less than symbol ($<$)
3. Read the math sentence out loud to make sure it makes sense (for example, “3 crickets is less than 6 crickets”). If it doesn’t make sense, move your crickets around and find the math sentence that is correct.
4. Repeat the activity using different “Cricket Cards,” making new math sentences.











Hungry Hedgehogs

Greater Than, Equal To, Less Than Handout



Hungry Hedgehogs

Cricket Cards Handout

Hungry Hedgehogs

Cricket Cards Handout, continued

