



# Market Poultry Project Record Book 2025 U.P. State Fair Beginner (ages 8-11)

**CLASS: CORNISH HENS [ ]    BROILER [ ]    ROASTER [ ]**

Consult U.P. Fair Exhibitor's Guide for class weight and bird age

**IMPORTANT:** In order to participate in the U.P. State Fair Small Animal Auction, exhibitors are required to submit a completed market livestock record book and achieve a minimum score of 40 in the scoring rubric.

Records books may be picked up in the poultry barn office after 1:00 p.m.,

Friday, August 15<sup>th</sup>

**ALL POULTRY PROJECT RECORD LIVESTOCK BOOKS ARE DUE by  
1:00 PM EDT: Monday, August 11, 2025**

NAME MUST BE PRINTED LEGIBLY ON THE FRONT COVER OF THE MARKET  
LIVESTOCK RECORD BOOK.

**Name** \_\_\_\_\_

**EXHIBITOR CELL PHONE NUMBER** \_\_\_\_\_  
(best # to reach you during fair week)

**Club Name** \_\_\_\_\_

**Club Leader** \_\_\_\_\_

**County** \_\_\_\_\_      **Years in Project** \_\_\_\_\_

**Official Fair Age** \_\_\_\_

(Fair age is the exhibitor's age on January 1 of the year of the fair)

Name: \_\_\_\_\_

Date of Birth: \_\_\_\_\_

I hereby certify that, as the exhibitor of this project, I have personally been responsible for the care of this animal, record keeping, and have completed this record book. I am aware that this record book may be on display during the auction and/or fair, and thus all content will be appropriate.

Youth Signature: \_\_\_\_\_ Date: \_\_\_\_\_

I, the parent/guardian, certify that my son/daughter has completed this project and completed this record book and will comply with all rules and regulations. I give permission for this record book to be displayed to the public and will ensure that all content is appropriate.

Parent/Guardian Signature: \_\_\_\_\_ Date: \_\_\_\_\_

**\*\*RECORDS START WITH POSSESSION OF YOUR ANIMAL(S) AND END WITH FAIR WEEK ESTIMATES!\*\***



Michigan State University Extension programs and materials are open to all without regard to race, color, national origin, gender, gender identity, religion, age, height, weight, disability, political beliefs, sexual orientation, marital status, family status or veteran status.

## Why Keep Records?

By keeping records, you will be able to see how much progress you make this year and over the course of your 4-H career as you set goals and work to accomplish them.

Good records will:

- Help you learn about animals, their rate of growth, the feed they require, the cost of the feed they require and their habits.
- Increase understanding of your project's financial outcome.
- Assist you in gathering information to market your animal.
- Improve your management practices.
- Keep track of your project activities and learning experiences.
- Allow you to better plan for future livestock projects.

If you have questions or need help on this record book, please contact your leader, parent/guardian, or County MSU Extension Office.

PLEASE PRINT OR WRITE CLEARLY.

### Project Information

**(Submit one completed record book for each market species)**

Name and /or description of Animal(s) \_\_\_\_\_

Breed(s): \_\_\_\_\_

Identification number: \_\_\_\_\_

Estimated Birth date of animal(s): \_\_\_\_\_

Date of ownership or purchase date: \_\_\_\_\_

Estimated beginning value of animal(s): \_\_\_\_\_

**Please tell us about your project animal** (check all that apply):

- Purchased my project animal(s)
- Project animal(s) are bred & owned (from an animal on my family farm)

Other (please explain): \_\_\_\_\_

Comments by Leader/Parent (optional): \_\_\_\_\_

## **This Year's Project Goals**

Complete this portion of the record book pre-project or once animals are purchased.

Date this page completed: \_\_\_\_\_

Please explain three goals that you have for your poultry project:

1. \_\_\_\_\_  
\_\_\_\_\_
2. \_\_\_\_\_  
\_\_\_\_\_
3. \_\_\_\_\_  
\_\_\_\_\_

Please list three potential buyers you plan to approach this year:

1. \_\_\_\_\_
2. \_\_\_\_\_
3. \_\_\_\_\_

<b>Herd Health Plan</b>		
Project Owner Information		Physical Address where animal is housed
Name		
Phone		
	purchase price or estimated value of the animal	
Breeder		
Veterinarian Contact Information		
Name		
Phone		
Address		

What is the target weight for your animal?	
Describe your animal housing/barn/facility	
List 5 biosecurity protocols you have implemented in your plan.	
What did you do to keep your animal healthy? (Consider the Five Freedoms of Animal Welfare)	

Please use additional sheet if needed.

**Herd Health Plan: Production Calendar-** Complete this calendar **before** you take possession of your animal to plan how you will manage and care for your animal. Focus on animal care. Include information regarding animal housing, biosecurity protocols, treatment protocols and any notes of feed types you may use. This is a projection. Project your estimated cost.

January	General Management	Feeding	Health
February	General Management	Feeding	Health
March	General Management	Feeding	Health
April	General Management	Feeding	Health

## Herd Health Plan: Production Calendar

May	General Management	Feeding	Health
June	General Management	Feeding	Health
July	General Management	Feeding	Health
August	General Management	Feeding	Health





# Weekly Feed Record (add additional pages if needed)

Feed Type*										
	lbs.	cost	lbs.	cost	lbs.	cost	lbs.	cost	Monthly lbs.	Total Cost
Week 1										
Week 2										
Week 3										
Week 4										
Week 5										
Week 6										
Week 7										
Week 8										
Week 9										
Week 10										
Week 11										
Week 12										
Week 13										
Week 14										
Week 15										
Week 16										
Week 17										
Week 18										
Week 19										
Week 20										
<b>TOTALS</b>										

\*Type of feed should be expressed in pounds and include grains, supplements, mixes, hay, silage, etc.

\*The estimated value of homegrown feed needs to be included.

Number of birds reflected on this chart.

**TOTAL FEED** ↑  
add column

**TOTAL FEED COST** ↑  
add column



Weigh your birds at least once each week. It is recommended to choose and identify three birds as your “representative” birds that you weigh each week.

**Weight Record (Add additional pages if needed.)**

Bird 1	
Date	Weight
Week 1	
Week 2	
Week 3	
Week 4	
Week 5	
Week 6	
Week 7	
Week 8	
Week 9	
Week 10	
Week 11	
Week 12	
Week 13	
Week 14	
Week 15	
Week 16	
Week 17	
Week 18	
Week 19	
Week 20	
(Final)	

Bird 2	
Date	Weight
Week 1	
Week 2	
Week 3	
Week 4	
Week 5	
Week 6	
Week 7	
Week 8	
Week 9	
Week 10	
Week 11	
Week 12	
Week 13	
Week 14	
Week 15	
Week 16	
Week 17	
Week 18	
Week 19	
Week 20	
(Final)	

Bird 3	
Date	Weight
Week 1	
Week 2	
Week 3	
Week 4	
Week 5	
Week 6	
Week 7	
Week 8	
Week 9	
Week 10	
Week 11	
Week 12	
Week 13	
Week 14	
Week 15	
Week 16	
Week 17	
Week 18	
Week 19	
Week 20	
(Final)	

Project Final Average Weight

Bird 1 Column A	Bird 2 Column B	Bird 3 Column C	Total Column D	Final Average weight Column E
(Final weight from page 6)	(Final weight from page 6)	(Final weight from page 6)	(Final weight= Bird 1+ Bird 2+ Bird 3)	(Column D divided by 3)

**Project Expenses:**

Total Feed Costs Column F	Total Cost Column G	Total Expenses Column H
(Total Feed Costs from page 4)	(Total Expenses from page 5)	(Column F + Column G)

**Calculate Your Break Even Price:**

Total Expenses Column I	Total # of Birds Raised Column J	Final Average Weight Column K	Break Even Price per Pound
(Total Expenses from column H)		(Final average weight from column E)	Column I divided by Column J divided by Column K ( $I \div J \div K =$ )
$\div$	$\div$	$=$	

## **Project Reflection:**

Please respond to the following questions (additional pages can be added).

1. Why is water an important part of an animal's diet? How much water does your animal drink per day? What does water do for your animal?



**Project Reflection Bonus Questions:**




Please respond to the following bonus questions to increase your final score.  
(additional pages can be added)

1. List three common chicken breeds known for meat production?

2. Briefly explain how to properly remove your bird from the exhibition coop.

Use these pages if you need additional space  
(Please make sure you indicate which question number)

A large, empty rectangular box with a thin black border, intended for providing additional space for answers to questions.A second large, empty rectangular box with a thin black border, identical to the one above, for additional writing space.







## Scoring



### Beginner

PAGE	CONTENT	POINTS POSSIBLE	SCORE
1	Exhibitor Information	2	
3	Animal Information	2	
4	Goals	6	
4	Potential Buyers	6	
5	Herd Health Plan	10	
6-7	Herd Health Plan Production Record	10	
8	Inventory of Supplies	10	
9	Feed Record	15	
10	Expenses Record	10	
11	Weight Record	15	
12	Average Weight Calculations	2	
12	Project Expense Calculations	2	
12	Break Even Calculations	5	
13	Question 1	5	
	<b>TOTAL POINTS</b>	<b>100</b>	

Exhibitor Name

Exhibitor Number

### BONUS QUESTIONS

14	Question 1	5	
14	Question 2	5	