



Market Rabbit Project Record Book 2026 U.P. State Fair Intermediate (ages 14-16 YRS)

IMPORTANT: In order to participate in the U.P. State Fair Small Animal Auction, exhibitors are required to submit a completed market livestock record book and achieve a minimum score of 40 in the scoring rubric.

After the records have been judged, they can be picked up in the poultry barn

PLEASE TYPE, PRINT, OR WRITE CLEARLY.

The record book needs to be completed by the exhibitor.

**ALL PROJECT RECORD LIVESTOCK BOOKS ARE DUE by
1:00 PM EDT: Monday, August 17, 2026**

NAME MUST BE PRINTED LEGIBLY ON THE FRONT COVER OF THE MARKET LIVESTOCK RECORD BOOK.

Name _____

EXHIBITOR CELL PHONE NUMBER _____
(best # to reach you during fair week)

Club Name _____

Club Leader _____

County _____ **Years in Project** _____

Official Fair Age ____

(Fair age is the exhibitor's age on January 1 of the year of the fair)

Name: _____

Date of Birth: _____

I hereby certify that, as the exhibitor of this project, I have personally been responsible for the care of this animal, record keeping, and have completed this record book. I am aware that this record book may be on display during the auction and/or fair, and thus all content will be appropriate.

Youth Signature: _____ Date: _____

I, the parent/guardian, certify that my son/daughter has completed this project and completed this record book and will comply with all rules and regulations. I give permission for this record book to be displayed to the public and will ensure that all content is appropriate.

Parent/Guardian Signature: _____ Date: _____

****RECORDS START WITH POSSESSION OF YOUR ANIMAL(S) AND END WITH
FAIR WEEK ESTIMATES!****



Michigan State University Extension programs and materials are open to all without regard to race, color, national origin, gender, gender identity, religion, age, height, weight, disability, political beliefs, sexual orientation, marital status, family status or veteran status.

Why Keep Records?

By keeping records, you will be able to see how much progress you make this year and over the course of your 4-H career as you set goals and work to accomplish them.

Good records will:

- Help you learn about animals, their rate of growth, the feed they require, the cost of the feed they require and their habits.
- Increase understanding of your project's financial outcome.
- Assist you in gathering information to market your animal.
- Improve your management practices.
- Keep track of your project activities and learning experiences.
- Allow you to better plan for future livestock projects.

If you have questions or need help on this record book, please contact your leader, parent/guardian, or County MSU Extension Office.

PLEASE PRINT OR WRITE CLEARLY.

Project Information

(Submit one completed record book for each market species)

Name and /or description of Animal(s) _____

Breed(s): _____

Identification number: _____

Estimated Birth date of animal(s): _____

Date of ownership or purchase date: _____

Estimated beginning value of animal(s): _____

Please tell us about your project animal (check all that apply):

- Purchased my project animal(s)
- Project animal(s) are bred & owned (from an animal on my family farm)

Other (please explain): _____

Comments by Leader/Parent (optional): _____

This Year's Project Goals

Complete this portion of the record book pre-project or once animals are purchased.

Date this page completed: _____

Please explain three goals that you have for your poultry project:

1. _____

2. _____

3. _____

Please list three potential buyers you plan to approach this year:

1. _____
2. _____
3. _____

Please list three communication strategies you plan to utilize this year:

1. _____
2. _____
3. _____

Project Story

Describe the highlights of your project. Write about preparing to bring your chicks home, what it was like to watch them grow, how you took care of the birds (including biosecurity measures) and what you learned through caring for them.

**PLEASE USE ADDITIONAL
SHEETS IF NEEDED**

Herd Health Plan

A herd health plan is a simple, written plan you make **before** obtaining your livestock project. It helps you think ahead about how to keep your animal healthy, safe, and happy.

In your plan, you decide what you need to do regarding things like where your animal will live, what it will eat, how you will keep it safe from getting sick, and what to do if it does get sick. Making a herd health plan helps you be prepared so you can take the best care of your animal to ensure proper animal health and welfare.

Herd Health Plan	
Project Owner Information	
Name	Physical Address where animal is housed
Phone	
	purchase price or estimated value of the animal
Veterinarian Contact Information	
Name	
Phone	
Address	

What is the target weight for your animal?	
Describe your animal housing/barn/facility	

List 5 biosecurity protocols you have implemented in your plan.

What did you do to keep your animal healthy?
(Consider the Five Freedoms of Animal Welfare)

**PLEASE USE ADDITIONAL
SHEETS IF NEEDED**

Herd Health Plan: Production Calendar- Complete this calendar **before** you take possession of your animal to plan how you will manage and care for your animal. Focus on animal care. Include information regarding animal housing, biosecurity protocols, treatment protocols and any notes of feed types you may use. This is a projection. Project your estimated cost.

January	General Management	Feeding	Health
February	General Management	Feeding	Health
March	General Management	Feeding	Health
April	General Management	Feeding	Health

Herd Health Plan: Production Calendar

May	General Management	Feeding	Health
June	General Management	Feeding	Health
July	General Management	Feeding	Health
August	General Management	Feeding	Health

Weekly Feed Record (add additional pages if needed)

Feed Type*										
	lbs.	cost	lbs.	cost	lbs.	cost	lbs.	cost	Monthly lbs.	Total Cost
Week 1										
Week 2										
Week 3										
Week 4										
Week 5										
Week 6										
Week 7										
Week 8										
Week 9										
Week 10										
Week 11										
Week 12										
Week 13										
Week 14										
Week 15										
Week 16										
Week 17										
Week 18										
TOTALS										
									TOTAL FEED add column	TOTAL FEED COST add column

Project Photos

Weigh your rabbits at least once each week. It is recommended to choose and identify three as your “representatives” that you weigh each week.

Weight Record (Add additional pages if needed.)

Rabbit 1	
Date	Weight
Week 1	
Week 2	
Week 3	
Week 4	
Week 5	
Week 6	
Week 7	
Week 8	
Week 9	
Week 10	
Week 11	
Week 12	
Week 13	
Week 14	
Week 15	
Week 16	
Week 17	
Week 18	
Week 19	
Week 20	
(Final)	

Rabbit 2	
Date	Weight
Week 1	
Week 2	
Week 3	
Week 4	
Week 5	
Week 6	
Week 7	
Week 8	
Week 9	
Week 10	
Week 11	
Week 12	
Week 13	
Week 14	
Week 15	
Week 16	
Week 17	
Week 18	
Week 19	
Week 20	
(Final)	

Rabbit 3	
Date	Weight
Week 1	
Week 2	
Week 3	
Week 4	
Week 5	
Week 6	
Week 7	
Week 8	
Week 9	
Week 10	
Week 11	
Week 12	
Week 13	
Week 14	
Week 15	
Week 16	
Week 17	
Week 18	
Week 19	
Week 20	
(Final)	

Project Final Average Weight

Column A Rabbit 1	Column B Rabbit 2	Column C Rabbit 3	Column D Total	Final Average weight Column E
(Final weight from page 14)	(Final weight from page 14)	(Final weight from page 14)	Total Final Weight (Rabbit 1+ Rabbit 2+ Rabbit 3)	(Column D divided by 3)

Project Expenses:

Total Feed Costs Column F	Total Cost Column G	Total Expenses Column H
(Total Feed Costs from page 11)	(Total Expenses from page 12)	(Column F + Column G)

Calculate Your Break Even Price:

Total Expenses Column I	Total # of Birds Raised Column J	Final Average Weight Column K	Break Even Price per Pound
(Total Expenses from column H)		(Final average weight from column E)	Column I divided by Column J divided by Column K (I ÷ J ÷ K=)
÷	÷	=	

Project Reflection:

Please respond to the following questions (additional pages can be added).

1. What is coprophagy and why is it important?

2. What are the five recognized body types (shapes) recognized by the American Rabbit Breeders Association (ARBA) ?




Project Reflection Bonus Questions

1. What does quality animal care involve?

2. List and describe two steps you can put into place to improve the biosecurity of your 4-H project animals?

Use these pages if you need additional space
(Please make sure you indicate which question number)

A large, empty rectangular box with a thin black border, intended for providing additional space for answers to questions.A second large, empty rectangular box with a thin black border, identical to the one above, for additional answer space.



Scoring



Intermediate- Rabbit

PAGE	CONTENT	POINTS POSSIBLE	SCORE
1	Exhibitor Information	2	
3	Animal Information	2	
4	Goals	3	
4	Potential Buyers	3	
4	Communication Strategies	3	
5	Project Story	8	
6-7	Herd Health Plan	6	
8-9	Herd Health Plan Production Calendar	8	
10	Inventory of Supplies	5	
11	Feed Record	12	
12	Expenses Record	10	
13	Project Photo	10	
14	Weight Record	3	
15	Average Weight Calculations	4	
15	Project Expense Calculations	4	
15	Break Even Calculations	5	
16	Question 1	6	
16	Question 2	6	
	TOTAL POINTS	100	

Exhibitor Name

BONUS QUESTIONS

16	Question 1	5	
16	Question 2	5	

TOTAL SCORE _____