



# Summer Rabbit Care


## The Comfort Zone

The rabbit's normal body temperature is at 102 °F to 103 °F. Their "comfort zone" (the outside temperatures at which rabbits process feed most efficiently and gain weight the easiest) is 60 °F to 65 °F. When temperatures are above the comfort zone, rabbits eat less and use more energy to remove heat from their bodies.

Rabbits don't perspire, instead they lose body heat through their breath and from air movement across their bodies. A rabbit's ears also help regulate its body temperature. As the body temperature rises, the blood vessels in a rabbit's ears expand and the blood flow through the ears increases. Rabbit ears are large and have very short fur on the outside and almost no fur on the inside. The combination of increased blood flow and lack of fur means that more body heat can escape from the ears than from any other part of a rabbit's body.




When the temperature is higher than 85 °F for four or five days in a row, mature bucks (aged 5 months and up) often become temporarily sterile. Even though they will continue to mate during and after a period of high temperatures, their breeding efforts may be useless for up to 60 days. Bucks that mate relatively often (about twice a week) are less likely to be affected by high temperatures than bucks that don't mate as often.




You can never eliminate all the stress in your rabbits' lives, but you can work to prevent or reduce much of it. This fact sheet is designed to help you prevent or reduce the stress on your rabbits that is caused by summer conditions.

As summer temperatures rise, your rabbit's fur coat becomes a problem. Wild rabbits can seek the comfort of their burrows in the cool earth during hot weather, but domesticated rabbits in hutches don't have that option. They rely on you to provide relief from the heat.

Domestic rabbits need more protection from the direct sunlight, radiating heat and high temperatures of the summer months than they do from the cold wind and snow of winter. Animals that are healthy can endure short-term or minor stresses, but long-term or severe stresses will eventually cause them to break down.





---

If the temperature goes above 92 °F, most rabbits, especially fat or excited rabbits and does that are about to kindle, will suffer from heat prostration. Rabbits with heat prostration generally show the following symptoms:

- ▶ Blue lips, tongues and ears
- ▶ Increased heart and breathing rates
- ▶ Wet noses and mouths
- ▶ Frothy, blood-tinged discharges from their mouths
- ▶ Heavy panting

If you see a rabbit that looks like it's suffering from heat prostration, you must lower its body temperature quickly or it may die. Put the rabbit in cool (not cold) water for a few seconds. Be sure to hold its head out of the water while you do this, because a seriously ill rabbit may not be able to hold up its own head.

## Ventilation

A well-ventilated rabbitry (the place where you keep your rabbits) helps create a healthy environment for you and your rabbits. A good ventilation system will bring in and distribute an adequate supply of fresh air without causing drafts. The system will remove excess moisture, heat and odors from the building.



©iStock.com/leorazellman

Ideally your ventilation system should keep the humidity below 60 percent and the temperature between 40 °F and 80 °F. Most 4-H'ers can't afford indoor rabbitries with fans triggered by thermostats or other automated cooling systems. That means you'll probably need to adjust your system often to keep your rabbits comfortable.

Make sure that outdoor hutches have wire floors and are shaded to provide good air movement and protection from the sun. It would also help to paint the outside of the hutches white to reflect some of the sun's heat away from the rabbits inside.

## Cooling System

Some rabbit raisers use sprinkler systems to water the roofs of their rabbitries to help lower the inside temperatures. Spraying the tops and undersides of outdoor hutches with water will cool them quickly, but if the humidity is very high, spraying rabbitries with water may just make the situation worse. Large fans that move the air without creating drafts around the rabbits may be a better solution for both indoor and outdoor rabbitries. You can also set up awnings over outdoor hutches to create some shade.

You can help cool your rabbits by putting water crocks or large bottles filled with cold water or ice in the hutches when it is extremely hot in your rabbitry. Cool off nursing bunnies by putting them in a cooling basket made of 1/8-inch hardware cloth and hanging the basket near the top of the

pen (but still inside it) during the day. Remember to put the bunnies back in their nest box in the evening to nurse.

Some rabbits (usually smaller breeds and younger animals) handle heat better than others. If one of your rabbits shows signs of heat stress, put it in an all-wire carrier on the ground **in the shade** (making sure that the rabbit's access to grass is limited, because too much grass can make rabbits colic and treated grass can make them sick) or take it into your basement or another cool place until it has recovered.

## Feed and Water

Water is the single most important nutrient to rabbits and other animals. In fact, rabbits will normally consume twice as much water as feed. But water is generally such an inexpensive and abundant nutrient that its importance to the well-being of animals is often overlooked.

Rabbits must have water to help control their body temperature. In fact, on very hot days, a rabbit will consume nearly four times as much water as feed. So it's very important to provide an adequate supply of clean, fresh water.

## Handling

Handling rabbits during warm weather can be very stressful to them. If you're getting your rabbits ready for a show or some other activity during hot weather, work with them during the cooler morning or evening hours.

## Insect Pests

Warm summers usually mean an abundance of insect pests around a rabbitry. Insects are annoying and may cause your rabbits a great deal of stress. Therefore you should do everything you can to reduce the insect population around your rabbitry.

Hauling manure regularly will help cut down on fly breeding sites. The proper use of insecticides and fly bait will also help keep insect populations in check. Installing and maintaining screens on windows, doors and air vents will cut down the number of insects that make it into your rabbitry in the first place.

## Acknowledgments

This fact sheet was revised by the 2013 State 4-H Rabbit Events and Show Committee. It is an update of the original bulletin that was written by members of the 1985–87 State 4-H Rabbit Developmental Committee. This bulletin was produced by ANR Communications ([anrcom.msu.edu](http://anrcom.msu.edu)).

## MICHIGAN STATE UNIVERSITY | Extension

*4-H Rabbit Tracks: Summer Rabbit Care* © 2014 by the Michigan State University Board of Trustees. 4-H and Cooperative Extension System groups and other nonprofit educational groups may print up to 10 hard copies of this material for noncommercial, educational use, provided that attribution is given to Michigan State University. All other rights reserved. For information, contact 4-H Youth Development, 108 Morrill Hall of Agriculture, 446 West Circle Drive, East Lansing, MI 48824.

MSU is an affirmative-action, equal-opportunity employer, committed to achieving excellence through a diverse workforce and inclusive culture that encourages all people to reach their full potential. Michigan State University Extension programs and materials are open to all without regard to race, color, national origin, gender, gender identity, religion, age, height, weight, disability, political beliefs, sexual orientation, marital status, family status or veteran status. Issued in furtherance of MSU Extension work, acts of May 8 and June 30, 1914, in cooperation with the U.S. Department of Agriculture. Thomas G. Coon, Director, MSU Extension, East Lansing, MI 48824. This information is for educational purposes only. Reference to commercial products or trade names does not imply endorsement by MSU Extension or bias against those not mentioned. The 4-H Name and Emblem have special protections from Congress, protected by code 18 USC 707. 1P-1R-03:2014-Web-RM.



©iStock.com/rizanna

## Be a Careful Rabbit Raiser

High temperatures can cause serious problems for your rabbits. Always be on the lookout for signs of heat stress. Learn how to tell when your rabbits are content and healthy, and what to do when they aren't. By providing a comfortable environment for your rabbits you'll lower their stress levels, which can improve their physical condition and may improve their show performance.