



WHEAT



FACTS



WHEAT FERTILITY AND FERTILIZATION

M.L. Vitosh

Department of Crop and Soil Sciences
Michigan State University

Lime

Wheat grows best when the soil pH is between 6.0 and 7.0. Growing wheat at a pH below 6.0 often results in magnesium (Mg) deficiency, slower mineralization of organic nitrogen (N), reduced availability of phosphorus (P), and increases the possibility of aluminum (Al) and manganese (Mn) toxicity. When wheat is grown on soils above a pH of 7.0, Mn deficiency may occur. Wheat land should be limed to a pH of 6.5. Where other crops are grown in rotation, lime to the optimum pH for the most demanding crop.

Nitrogen

Nitrogen is usually the most limiting nutrient for wheat production. An inadequate N supply can greatly reduce yield and profit. Too much N can result in lodging, decreased yields and reduced profits. Determining the optimum rate of N fertilizer is the key to maximum economic yields. Soil tests for measuring N availability to wheat are not adapted for routine use in Michigan. As a result, information on soil texture, organic matter level and yield goal is used to select the optimum amount of N fertilizer to apply.

Sandy soils do not have the same yield potential as finer textured lakebed soils because of their inherent low water-holding capacity and usually lower organic matter level. Soil organic matter is important because of the amount of N mineralized or released each year. On finer textured soils, drainage plays an important role in selecting the appropriate yield goal. Poorly drained fields with inadequate tile

drainage have a lower yield potential than well tilled soils. They often become waterlogged and can lose a large portion of their N to denitrification.

Management — including the timeliness of tillage and planting operations, variety selection, seed quality and pest control — also affects the yield potential. Before choosing the amount of N to apply, select a yield goal that is realistic and achievable at least 50 percent of the time. If the goal is seldom achieved, you will be overfertilizing with N and creating the potential for N contamination of surface and groundwater.

Table 1 gives N fertilizer recommendations for wheat based on research and realistic yield goals for Michigan. Apply no more than 25 lb of N in the fall. Excessive N in the fall can cause abundant growth that increases the probability of disease. Apply the remainder early in the spring before the ground thaws or stems elongate. *Do not apply fertilizer on*

TABLE 1
Nitrogen recommendations for wheat

Wheat yield goal (bu/acre)				
50	60	70	80	90+
----- pounds N/acre -----				
40	60	75	90	110

frozen sloping land where runoff can easily enter surface water. Where slopes exceed 6 percent, wait until the soil has thawed before making spring application of N fertilizer.

Split Applications of N

Research has shown that split applications improve yields in certain years. Periods of above normal rainfall during April and May favor split applications because of N loss from leaching and denitrification. Because there is no way of predicting this kind of season, few farmers elect to split their spring application of N. One of the disadvantages of splitting the N application is that dry conditions after the last application may result in poor use of the N. Another problem with split applications — soil conditions may severely delay or prevent the second application.

Nitrogen Sources

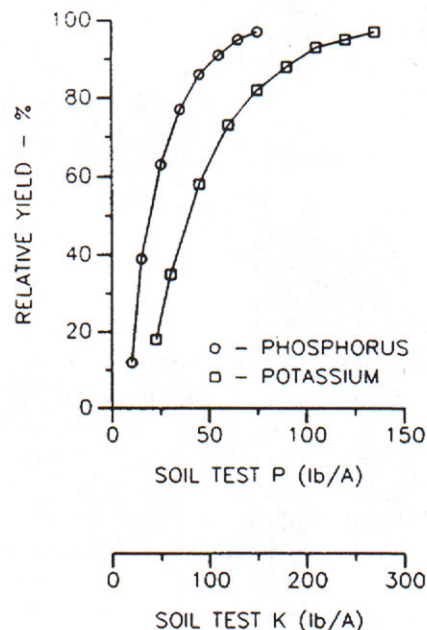
In general, all N fertilizer sources are equal, if applied properly. Early spring topdress applications of urea (46 percent N), ammonium nitrate (33 percent), urea-ammonium nitrate (UAN) solutions (28 percent N) and ammonium sulfate (21 percent) usually give equal results. Ammonium nitrate and ammonium sulfate are preferred N sources for a second spring application just before stem elongation if conditions are warm and dry. Applications of urea and UAN made during warm and dry conditions may result in some ammonia volatilization loss. If you use UAN solutions after green-up, use no more than 80 lb of N per acre to avoid excessive foliar burn.

Ammonium sulfate has become popular in some regions of the state and is being promoted as a source of sulfur. Michigan State University (MSU) wheat trials with ammonium sulfate, however, have not shown any benefits from the added sulfur. Its disadvantages are its low analysis and greater cost. Ammonium sulfate is also more acid than other sources of N, so it is less desirable on acid soils. On soils with a high pH (7.0), the extra acidity may have some minor benefits, such as improved manganese availability.

Anhydrous ammonia use has been successful when applied in the fall and knifed in at a spacing of 15 inches or less before planting. Fall applications of anhydrous ammonia in MSU trials, however, have not been shown to be as good as spring topdress applications. Too much N in the fall may also lead to excessive growth and increased disease. Warm soil

FIGURE 1

Relationship between expected wheat yield and soil test levels of phosphorus (P) and potassium (K), assuming no phosphorus or potassium fertilizers are applied (yield potential is 80 bushels per acre).



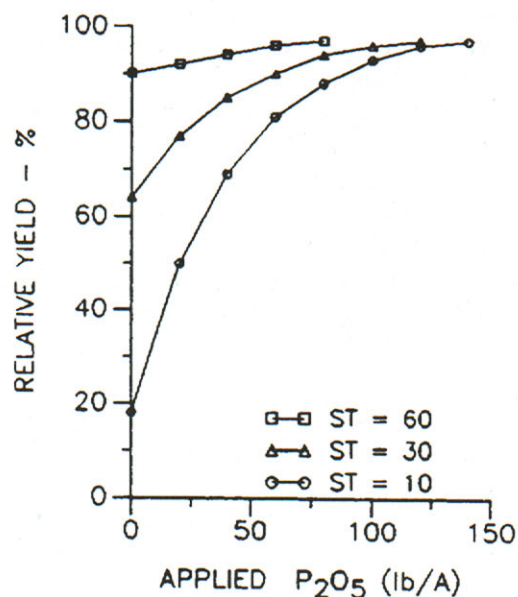
conditions after application may also lead to the rapid conversion of ammonium N to nitrate N, which can be lost by leaching or denitrification before the crop can take it up. Using nitrification inhibitors with anhydrous ammonia applied in the fall has helped to prevent some N loss in MSU trials, but the benefits of spring topdress N without nitrification inhibitors were superior.

Phosphorus and Potassium

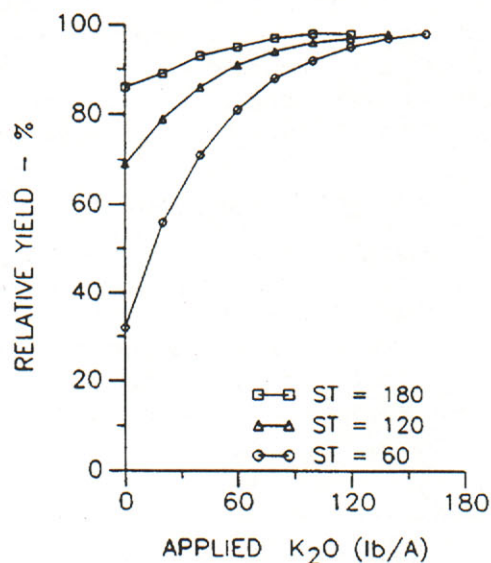
Soil testing is the key to efficient and effective use of P and K fertilizers. **Don't guess — soil test.** Soil testing is the most reliable tool we have for making good economic and environmental decisions about applying fertilizers. P and K experiments over the years have been used to correlate wheat yield with soil test levels. Fertilizer recommendations for P and K based on soil tests and estimated yield goals can be found in Extension Bulletin E-550A, "Fertilizer Recommendations for Field Crops in Michigan," \$1.50.

FIGURE 2

Relationship between expected wheat yield and applied phosphate fertilizer at three phosphorus soil test (ST) levels (yield potential is 80 bushels per acre).

**FIGURE 3**

Relationship between expected wheat yield and applied potash fertilizer at three potassium soil test (ST) levels (yield potential is 80 bushels per acre).



Soils should be sampled to a depth of 9-10 inches to determine lime, phosphorus (P), potassium (K), and secondary and micronutrient requirements, all of which must be applied before planting. Broadcast these nutrients along with the 10 to 25 lb of N per acre needed for stand establishment and initial fall growth. You can increase the efficiency of P uptake by banding it through the grain drill at planting.

Typical yield response curves to soil test P and K are shown in Fig. 1. A P soil test of 80 lb/A and a K test of 250 lb/A are adequate for optimum yields without the addition of P and K fertilizers.

Typical response curves due to added P and K fertilizer are shown in Figs. 2 and 3, respectively. Fig. 2 shows that as the soil test (ST) for P increases from 10 to 60, it takes smaller amounts of P fertilizer to reach the 80-bushel yield potential. The loss in yield due to inadequate fertilizer can also be predicted from these curves. For example, a farmer who has a soil test of 10 and uses 50 lb of P₂O₅ instead of 140 would obtain approximately 71 bushels instead of 78 bushels (a loss of 7 bu/A). The loss for underapplying P fertilizer is

not devastating, but it does represent an economic loss to the farmer (\$9 per acre if we assume \$3 per bushel of wheat and 20 cents per pound of phosphate). Overapplying P also results in an economic loss to the farmer and increases the potential for P contamination of surface water should runoff or erosion occur.

Similar relationships have been developed for K fertilization. MSU recommendations for K are slightly different for sandy soils than for fine-textured soils because of the latter soil's greater ability to hold K. On sandy soils, less K fertilizer is needed to meet crop requirements at low test levels, but at medium to high soil test levels, more K fertilizer is needed because sandy soils have less storage capacity for K than fine-textured soils. As a result, K soil test levels on sandy soils tend to fluctuate much more from year to year. Fig. 3 shows the response of wheat on soils with various yield potentials. Soils with an inherent potential to produce large yields require a higher soil test to obtain optimum yields than soils with a lower yield potential.

Placement of Phosphorus and Potassium

Phosphorus and potassium are most efficiently used if banded or placed near the seed at planting. Most grain drills, however, place the fertilizer in direct contact with the seed. **Caution!** Do not apply more than 60 lb of N plus K₂O in direct contact with the seed. If urea is the major source of N in the starter, do not apply more than 10 lb of N in direct contact with the seed. Larger amounts of these fertilizers may easily injure the seed or new seedlings. If larger applications are necessary, the remainder of the fertilizer should be broadcast before planting.

Secondary and Micronutrients

Secondary and micronutrients are essential for optimum growth of wheat. These nutrients, however, are usually well supplied in Michigan soils. Well limed soils usually have adequate calcium, magnesium and sulfur. Atmospheric contributions of sulfur each year supply adequate sulfur.

Manganese (Mn) is the most likely micronutrient to be needed in Michigan. Manganese deficiency occurs on organic soils (30% organic matter) and on lakebed soils with a high pH. Four to 6 pounds of elemental Mn per acre may be needed for soils with a pH of 6.5 to 7.0, and 7 to 10 pounds per acre when the soil pH exceeds 7.0. A soil test for Mn is recommended whenever the soil pH is above 6.2. Apply manganese fertilizer in a band or in contact with the seed for best efficiency. The preferred source of Mn is manganese sulfate.

Copper (Cu) deficiency has also been observed on organic soils but not on mineral soils. Because of the extreme Mn and Cu deficiency problems and often excess N availability on organic soils, wheat plantings are not recommended on organic soils.

For more information, refer to MSU Extension Bulletin E-486, Rev. Aug.'94, "Secondary and Micronutrients for Vegetable and Field Crops," \$2.50.

This bulletin is part of a series that is being prepared for Michigan wheat producers. Check with your local MSU Extension Office for availability.

- | | |
|--|--|
| <input type="checkbox"/> Wheat variety and seed selection | <input type="checkbox"/> Weed control in wheat |
| <input type="checkbox"/> Seeding practices for wheat in Michigan | <input type="checkbox"/> Insect control in wheat |
| <input type="checkbox"/> Direct drilling and minimum tillage for wheat | <input type="checkbox"/> Wheat diseases and their control |
| <input type="checkbox"/> Growth stages and wheat management | <input type="checkbox"/> Harvesting and storage of wheat |
| <input type="checkbox"/> Wheat fertility and fertilization | <input type="checkbox"/> Wheat quality and basis of elevator discounts |



MSU is an Affirmative-Action/Equal-Opportunity Institution. Extension programs and materials are available to all without regard to race, color, national origin, sex, disability, age or religion. ■ Issued in furtherance of Extension work in agriculture and home economics, acts of May 8 and June 30, 1914, in cooperation with the U.S. Department of Agriculture, Arlen Leholm, Extension Director, Michigan State University, E. Lansing, MI 48824. ■ This information is for educational purposes only. References to commercial products or trade names does not imply endorsement by MSU Extension or bias against those not mentioned. This bulletin becomes public property upon publication and may be printed verbatim with credit to MSU. Reprinting cannot be used to endorse or advertise a commercial product or company.

