

2017 MICHIGAN CORN HYBRIDS COMPARED

EXTENSION BULLETIN E-431



WEATHER	4
CORN GRAIN	7
CORN SILAGE	28
HANDY BT TRAIT TABLE	46

MICHIGAN STATE
UNIVERSITY

College of Agriculture
and Natural Resources

RESEARCH CONDUCTED BY MICHIGAN STATE UNIVERSITY
Results of the 2017 Growing Season

COMPANY INDEX

BRAND	CONTACT	BRAND	CONTACT	BRAND	CONTACT
AGRIGOLD	AgriGold Hybrids 5381 Akin Road St. Francisville, IL 62460 www.agrigold.com	DYNA-GRO	Dyna-Gro Seed 4648 S. Garfield Road Auburn, MI 48611 www.dyna-groseed.com	RENK	Renk Seed Company 6809 Wilburn Road Sun Prairie, WI 53590 www.renkseed.com
AGVENTURE	AgVenture, Incorporated 7300 NW 62nd Avenue P.O. Box 7034 Johnston, IL 50131 www.agventure.com	GOLDEN HARVEST	Syngenta Seed 11055 Wayzata Boulevard Minnetonka, MN 55440 www.syngenta.com	RUPP	Rupp Seeds, Incorporated 17919 Co. Road B Wauseon, OH 43567 www.ruppseeds.com
AMP	Mission Seed Solutions 1880 Fall River Drive Loveland, CO 80538 www.missionseed.com	GREAT LAKES	Great Lakes Hybrids 9915 West M21 Ovid, MI 48866 www.greatlakeshybrids.com	SEED CONSULTANTS	Seed Consultants, Incorporated 648 Miami Trace Road SW Washington C. H., OH 43160 www.seedconsultants.com
BECK	Beck's Hybrids 6767 E. 276th Street Atlanta, IN 46031 www.beckshybrids.com	KEY	AGRA Solutions, LLC 23778 Delphos Jennings Road Delphos, OH 45833 www.agrasolutions.com	SPECIALTY	Specialty Hybrids 306 N Main Street Monticello, IN 47960 www.specialtyhybrids.com
BLUE RIVER	Blue River Hybrids 2326 230th Street Ames, IA 50014 www.blueriverorgseed.com	LEGACY SEEDS	Legacy Seeds, Incorporated P.O. Box 68 - 290 Depot St. Scandinavia, WI 54799 www.legacyseeds.com	T.A. SEEDS	T.A Seeds 39 Seeds Lane Jersey Shore, PA 17740 www.taseeds.com
BRODBECK	Brodbeck Seeds 15 Ringel Avenue Wabash, IN 46992 www.brodbeckseed.com	LEGEND	Legend Seeds P.O. Box 241 DeSmet, SD 57231 www.legendseeds.com	VIKING	Albert Lea Seeds 1414 West Main Street P.O. Box 127 Albert Lea, MN 56007 www.seedhouse@alseed.com
CHANNEL	Monsanto Company 800 N. Lindbergh Boulevard St. Louis, MO 63167 www.channel.com	M & W SEEDS	M & W Seeds Incorporated 8443 Wilcox Road Eaton Rapids, MI 48827 www.mwseeds.com	WELLMAN	Wellman Seeds, Incorporated 23778 Delphos Jennings Road Delphos, OH 45833 www.wellmanseeds.com
CROPLAN	Croplan Genetics P.O. Box 64281, MS 5735 St Paul, MN 55164 www.croplan.com	MASTERS CHOICE	Masters Choice, Incorporated 3010 State Route 146 E. Anna, IL 62906 www.seedcorn.com	WOLF RIVER HYBRIDS	Wolf River Valley Seeds 914 3rd Avenue Antigo, WI 54409 www.wolfrivervalleyseeds.com
DAIRYLAND	Dairyland Seed P.O. Box 958 West Bend, WI 53095 www.dairylandseed.com	NK Brand	Syngenta Seeds, Incorporated 11055 Wayzata Boulevard Minnetonka, MN 55440 www.syngenta.com	WYCKOFF	Wyckoff Hybrids 594 E 400 N Valparaiso, IN 46383 www.wyckoffhybrids.com
DEKALB	Monsanto Company 800 N. Lindbergh Boulevard St. Louis, MO 63167 www.asgrowanddekalb.com	NuTech/ G2 GENETICS	NuTech Seed, LLC 2321 N. Loop Drive, Suite 230 Ames, IA 50010 www.nutechseed.com		

2017

MICHIGAN CORN PERFORMANCE TRIALS

*M. P. Singh, W. D. Widdicombe and L. A. Williams
Department of Plant, Soil, and Microbial Sciences
Michigan State University*

Introduction

The Michigan State University (MSU) Department of Plant, Soil and Microbial Sciences conduct Michigan Corn Performance Trials (MCPT) each year in cooperation with Michigan State University AgBio Research, The Ohio State University, seed corn companies, and farmers to determine yield and quality performance.

Entries

Seed companies are invited to enter hybrids in the trials; a fee is charged to cover expenses incurred while conducting the trials. Separate indexes for grain and silage provide a list of all hybrids entered in the 2017 trials (pg. 26, 31, respectively). Twelve grain and nine silage locations were planted. A total of 322 hybrids from 30 brand names make up the 528 entries; that translates into 6,336 separate county plots planted. Company names used in association with hybrid numbers refer to the brand. The hybrid numbers are the companies' designations.

Hybrids that have a seed-applied insecticide that may enhance yield are listed in the table column **TRT** (Treatment). The "**TRAIT**" column uses code numbers, listing the hybrid traits provided by the company. Treatment and trait codes are listed in the tables on page 19.

How to Use This Bulletin

Tables list hybrids alphabetically and contain yield results for each location, plus zone averages. Complete one and two-year yield results are listed in tables for each zone where data is available. One-year single-site results are less reliable than multiple year and multiple location averages, and should be interpreted with more caution. Confidence in corn performance data increases as the number of years and the number of testing locations increase. Results for corn grain and corn silage trials are also listed on our Web site:

<http://www.varietrials.msu.edu>

To obtain additional published copies of this bulletin please contact the Michigan State University Extension Bulletin Office at the following:

www.shop.msu.edu

University Stores
Michigan State University
166 Service Rd.
East Lansing, MI 48824
(517) 884-6240

The results shown are the average of four replications grown in close proximity to one another. Two or more plots of the same hybrid in the same field may produce somewhat different results because of uncontrolled variability in the soil and other environmental factors. Replication and randomization of the entries were two methods employed to reduce this variation. Because these methods do not eliminate all variables, the magnitude of difference necessary for statistical significance has been calculated for yield, moisture content, and test weight. The value calculated as the least significant difference

(LSD) is the amount an individual hybrid would have to differ from another hybrid in the same test to be considered significantly different from that hybrid. The coefficient of variability, (CV) is indicative of a trials precision. Trials with low levels of error variation have lower CV values.

The highest yielding hybrid in each trial is indicated with a double asterisk (**) in each table, hybrids that are not significantly different from the highest yielding hybrid are indicated with an asterisk (*). Other agronomic information relative to each trial is given in table B (pg. 25) for the grain trials and table C (pg. 30) for the silage trials. Fertilizer amounts are shown as total pounds per acre of nitrogen, P₂O₅, and K₂O applied during the season.

Season in Summary: 2017

Entry forms for participating companies were due March 15th; by the end of March we began receiving the hybrids that made up our trials. After a lot of paper work, printing of labels and placing labels on packets, our students began counting the seeds and filling the packets. Packets were sorted by trial and location and placed in a computer generated random planting order. Some of our seed comes from winter production in South America. We are usually receiving seed up to the morning we leave the Agronomy Farm for the first day of planting.

Planting commenced in Wexford County on May 8th and ended in Lenawee County on June 2nd.

We were not in the Upper Peninsula (UP) for the 2017 season. We took this past year to reorganize and restructure the tasks that the MCPT team and the UP Research and Extension Center (UPREC) team will be performing to better achieve prompt planting, weed control, fertilizer applications and stand counts. In addition, our hope is to better mirror the hybrids that are commercially available in the UP by working in cooperation with the University of Wisconsin to obtain hybrids entered in their corn performance trials. We expect to be back in Menominee County in 2018.

We also rearranged some locations this year. Although the trials were not in the Upper Peninsula in 2017, the hybrid entries that would have been entered there were split between Iosco County and Presque Isle County (new location). The Grand Traverse and Osceola County locations were dropped; the grain and silage entries at those locations were combined into a single location in Wexford County (new location).

Weed control was applied at all trial locations. All but one weed control application was performed by our cooperators or commercial applicators. Fertilizer applications were consistent with rates that were necessary based on soil type, soil samples and cooperator recommendations for their field.

Stand counts went pretty well this year. All trials were counted and thinned to a uniform stand around the V5 or V6 stage. All locations except Wood County, Ohio were thinned back to a population of 35,244. Wood County, Ohio was thinned to 34,452.

- Season Continued On Page 6.

2017

GROWING SEASON WEATHER SUMMARY

*Jeff Andresen, Extension Agricultural Meteorologist
Department of Geography
Michigan State University*

The 2017 growing season will go into the books as warmer and wetter than normal in most areas of Michigan, although as is often the case, the mean of several months masks large variability in temperatures both over time and location. Crops in some areas of the state were hurt by extended dryness during the latter part of the summer, and by excessive rainfall late in the season into the fall in others. In contrast, across some northern sections of the state, the summer was among the wettest on record.

The 2016/2017 winter that preceded the growing season was also milder and wetter than normal with statewide mean temperatures of 26.8°F (6.6°F above normal) and average total precipitation of 7.10" (1.79" above normal), leaving it as the 6th warmest winter on record (since 1895) and the 2nd consecutive much milder than normal winter following back to back severe cold winters in 2013/2014 and 2014/2015. The mild weather of the late winter rapidly reduced snow cover in northern sections of the state and brought many overwintering annuals and perennials out of dormancy at least 2 weeks earlier than is normally the case. Given the mild temperatures, seasonal snowfall totals were below normal in all but extreme northern Lower and eastern Upper Michigan.

A series of strong upper air troughs moved across the Great Lakes region during early March, resulting in several periods of unsettled weather and to the return of colder than normal temperatures in the region. A prolonged high wind event caused widespread power outages and property damage (mostly uprooted trees) on the 8th of March. The event was associated with an unusually large difference in surface air pressure between an intense low over northern Ontario and a ridge of high pressure over the southern and western U.S. along with strong jet stream winds passing aloft over the region at the same time. Sustained winds at many locations in the state were at or above 40 mph for several hours, with occasional gusts between 60-70 mph. Such high winds are very uncommon in Michigan for extended periods of time. More than one million customers in the state were left without power, likely a record number from a historical perspective. During late March and early April, jet stream flow across North America broke into two branches, one to our north across Canada and the other southern branch across the Lower 48 states. This change effectively shut off the flow of cold air masses from the north into the region while the southern branch supported an active storm track across the Midwest. Precipitation totals from mid-March through mid-April ranged from less than 2.00" in western portions of Upper Michigan to more than 6.00" (more than 200% of normal) across southern, central, and northeastern sections of the Lower Peninsula. In northern sections of the state, some of the precipitation fell in the form of snow, sleet, and freezing rain. Given wetter than normal weather during much of the preceding winter season, soils were left at field capacity to saturation by mid-April, with standing water across in many spots across the southern half of the Lower Peninsula. NOAA's Palmer Drought Severity Index which tracks long term moisture surpluses and deficits categorized almost all of the Upper Midwest region including Michigan in wetter than normal conditions ranging from "Unusually Moist" to "Extremely Moist" at the end of April.

The development of an upper air trough across the Great Lakes region during the first week of May led to an extended period of cooler than normal temperatures and widespread frost and freezing temperatures on the mornings of the 8th and 9th which damaged some fruit and vegetable crops. With mostly northwesterly flow across the region, the upper air change also brought a temporary end to the series of low pressure systems and widespread rainfall that hindered nearly all spring fieldwork activities across the state. The cool, dry weather allowed a gradual return to fieldwork during the second week of the month. After a period of summer-like weather during the third week of May, an upper air troughing pattern redeveloped across the Great Lakes region during the last week of the month, resulting in a cool, unsettled weather pattern that persisted into early June. While some northern and southeastern portions of the state continued to experience persistent rainfall and spring fieldwork delays, many other areas saw an extended break in the wetter than normal weather and were able to make rapid planting progress.

During June, weather conditions varied widely across Michigan. A series of low pressure centers and associated frontal boundaries passing through the Upper Midwest late in the month led to several rounds of showers and thunderstorms across much of the state. Two events, the first on the 17th-19th, and the second on the 22nd-23rd resulted in heavy rain, flooding, and crop damage across some areas, particularly in central sections of the Lower Peninsula. In stark contrast, many southern sections of the state were repeatedly missed by the precipitation with the gradual development of moisture stress symptoms, and as of late June southeastern sections of the state were categorized by the U.S. Drought Monitor as 'D0: Abnormally Dry' (at the same time, much of northern Michigan was classified by the Palmer Drought Severity Index as 'Unusually', 'Very', or 'Extremely Moist'). Precipitation totals for June ranged from less than 1.50" across southern sections of Lower Michigan to more than 10.00" across central Lower and south central Upper Michigan. Monthly mean temperatures were close to the long term normals, with mean values ranging from near normal levels in northern sections of the state to 1-2°F above normal in the south.

A persistent broad upper air ridge across central sections of the U.S. led to a wide range of weather extremes during July ranging from heat and severe drought conditions across the northern Great Plains to heavy rains and flooding through portions of the Upper Midwest. In Michigan, monthly rainfall totals ranged less than 2.00" in some central and southern sections of Lower and western Upper Michigan to more than 6.00" across portions of the northern Lower and eastern Upper Peninsulas. Mean temperatures for the month were very close to normal across central and southern sections of the state to slightly below normal across the north.

- Weather Continued On Page 6.

TABLE A. GROWING SEASON SUMMARY - TEMPERATURE, PRECIPITATION AND GROWING-DEGREE-DAY ACCUMULATIONS

COUNTY	MAY			JUNE			JULY			AUGUST			SEPTEMBER			SEASON			
	OBS	NORM	DEV	OBS	NORM	DEV	OBS	NORM	DEV	OBS	NORM	DEV	OBS	NORM	DEV	OBS	NORM	DEV	
Zone 1	BRANCH & CASS (Coldwater)	56.1	58.2	-2.1	67.3	67.3	0.0	69.4	71.3	-1.9	64.2	69.3	-5.1	62.7	61.6	1.1	63.9	65.5	-1.6
		4.09	3.18	0.91	1.18	3.67	-2.49	3.25	3.13	0.12	1.81	3.69	-1.88	1.02	3.61	-2.59	11.35	17.28	-5.93
		296.6	344	-47.4	534.6	527	7.6	599.1	648	-48.9	463	597	-134	433.5	396	37.5	2327	2512	-185.2
Zone 2	LENAWEE	57.1	58.2	-1.1	68.8	68.0	0.8	70.7	72.3	-1.6	66.9	70.3	-3.4	64.5	62.7	1.8	65.6	66.3	-0.7
	& WASHTEENAW (Hudson)	3.97	2.97	1.00	2.76	3.51	-0.75	2.80	3.00	-0.20	2.27	3.38	-1.11	1.00	3.34	-2.34	12.80	16.20	-3.40
		316.5	346	-29.5	561.2	541	20.2	638.2	675	-36.8	532.4	624	-91.6	468	415	53	2516	2601	-84.7
Zone 3	WOOD (OH) (Bowling Green)	58.4	60.0	-1.6	71.8	70.1	1.7	73.5	73.2	0.3	69.7	71.0	-1.3	66.8	64.3	2.5	68.0	67.7	0.3
		6.09	3.85	2.24	5.20	3.41	1.79	6.38	3.76	2.62	1.66	3.81	-2.15	1.37	2.86	-1.49	20.70	17.69	3.01
		334	371	-37	639	595	44	731	691	40	620	641	-21	511	454	57	2835	2752	83
Zone 4	ALLEGAN (Fennville)	55.8	58.2	-2.4	67.5	67.3	0.2	70.6	71.5	-0.9	67.2	69.7	-2.5	64.8	62.2	2.6	65.2	65.8	-0.6
		2.21	3.43	-1.22	3.27	3.74	-0.47	1.97	3.43	-1.46	2.11	3.77	-1.66	1.31	4.01	-2.70	10.87	18.38	-7.51
		271.5	340	-68.5	528	526	2	635.7	655	-19.3	535.5	610	-74.5	460.8	406	54.8	2432	2537	-105.5
Zone 5	INGHAM (MSU)	56.3	58.2	-1.9	67.8	67.3	0.5	71.1	71.3	-0.2	66.7	69.3	-2.6	64.3	61.6	2.7	65.2	65.5	-0.3
		2.59	3.18	-0.59	3.29	3.67	-0.38	2.66	3.13	-0.47	1.37	3.69	-2.32	1.29	3.61	-2.32	11.20	17.28	-6.08
		289.6	344	-54.4	543	527	16	649	648	1	528.8	597	-68.2	457.7	396	61.7	2468	2512	-43.9
Zone 6	SAGINAW (Saginaw)	56.8	57.0	-0.2	68.9	66.1	2.8	72.0	70.6	1.4	67.9	68.4	-0.5	65.6	60.7	4.9	66.2	64.6	1.7
		2.06	2.83	-0.77	10.76	3.21	7.55	1.48	2.83	-1.35	2.28	3.38	-1.10	0.44	3.81	-3.37	17.02	16.06	0.96
		298	317	-19	570	495	75	685	627	58	563	573	-10	486	373	113	2602	2385	217
Zone 7	HURON (Pigeon)	54.7	57.0	-2.3	67.0	66.1	0.9	67.5	70.6	-3.1	65.4	68.4	-3.0	62.1	60.7	1.4	63.3	64.6	-1.2
		2.35	2.83	-0.48	4.90	3.21	1.69	1.73	2.83	-1.10	2.54	3.38	-0.84	1.09	3.81	-2.72	12.61	16.06	-3.45
		244.3	317	-72.7	511.5	495	16.5	544.6	627	-82.4	487.7	573	-85.3	410.5	373	37.5	2199	2385	-186.4
Zone 8	MASON (Hart)	53.3	56.1	-2.8	65.7	65.0	0.7	68.4	69.7	-1.3	65.3	68.0	-2.7	64.1	60.2	3.9	63.4	63.8	-0.4
		2.66	2.98	-0.32	4.37	3.26	1.11	2.51	2.74	-0.23	2.44	4.03	-1.59	0.79	3.59	-2.80	12.77	16.60	-3.83
		198	302	-104	477	471	6	572	609	-37	479	564	-85	443	362	81	2169	2308	-139
Zone 9	MONTCALM (Entrican)	55.0	56.7	-1.7	66.6	65.6	1.0	69.8	69.9	-0.1	65.4	67.6	-2.2	63.5	59.6	3.9	64.1	63.9	0.2
		1.98	2.95	-0.97	6.37	3.30	3.07	0.92	2.74	-1.82	1.36	3.85	-2.49	0.70	3.71	-3.01	11.33	16.55	-5.22
		275.6	323	-47.4	515.6	488	27.6	611.1	610	1.1	493.1	555	-61.9	433.7	357	76.7	2329	2333	-3.9
Zone 10	IOSCO (Standish)	54.0	57.0	-3.0	65.5	66.1	-0.6	69.0	70.6	-1.6	66.5	68.4	-1.9	62.0	60.7	1.3	63.4	64.6	-1.2
		2.48	2.83	-0.35	4.82	3.21	1.61	1.98	2.83	-0.85	4.06	3.38	0.68	0.64	3.81	-3.17	13.98	16.06	-2.08
		246	317	-71	481	495	-14	593	627	-34	526	573	-47	416	373	43	2262	2385	-123
Zone 11	PRESQUE ISLE (Alpena)	52.1	52.7	0.6	64.2	62.4	-1.8	68.2	67.6	-0.6	65.7	65.6	-0.1	61.8	57.9	-3.9	62.4	61.2	1.2
		2.14	2.66	0.52	6.40	2.62	-3.78	2.01	3.03	1.02	3.71	3.23	-0.48	3.00	2.92	-0.08	17.26	14.46	2.80
		129	153	24.0	436	380	-56.0	572	553	-19.0	495	492	-3.0	362	261	-101.0	1994	1839	155
Zone 12	WEXFORD (Cadillac)	52.8	53.4	-0.6	65.3	63.3	2.0	68.8	67.5	1.3	64.9	65.4	-0.5	61.6	57.5	4.1	62.7	61.4	1.3
		3.56	3.28	0.28	5.93	3.54	2.39	4.37	3.21	1.16	2.67	3.71	-1.04	0.97	3.82	-2.85	17.50	17.56	-0.06
		244	260.7	-16.7	483	429.2	53.8	591	537.4	53.6	490	496.2	-6.2	415	311.8	103.2	2223	2035.3	187.7

OBS = Totals observed in 2017
 NORM = Normals calculated over 30 year period (1981-2010)
 DEV = Deviation of observed from normal
 Table courtesy of MSU Agricultural Weather Office (517-355-0231)

- Weather Continued From Page 4

In general, this weather combination favored growth and development of most spring-planted annual crops, many of which were entering stages of peak water needs. However, impacts varied greatly by crop and location, ranging from saturated soils, localized flooding, delayed wheat harvest in areas hit by heavy rains (mostly northern sections of the state) to unfavorably dry soils and increasing levels of moisture stress in other locations repeatedly missed by the rainfall (sections of southern and central Lower Michigan).

Cooler and drier than normal weather was the rule across much of Michigan during the last half of August and early September, thanks to a persistent upper air troughing feature across the region. Mean temperatures for the month of August ranged from near normal across extreme eastern sections of the state to more than 4°F below normal across western sections of Upper Michigan. Given the cooler temperatures, crop growth and development continued to lag behind normal levels in many areas, especially across northern sections of the state. The first observations of frost and freezing temperatures in state this season occurred across sections of western and central Upper Michigan on the 24th and 25th, which is at least one week ahead of normal. Crop impacts resulting from the cold temperatures were generally minor. Rainfall totals for the month ranged from less than 2.00" across southern and central sections of Lower Michigan to more than 6.00" across portions of the Upper Peninsula. Persistent drier than normal across sections of southern and central Lower Peninsula led continued moisture stress and early senescence of crops.

A long anticipated jet stream change across North America finally took place during the second week of September with the replacement of the persistent upper air troughing pattern that brought cooler than normal weather to much of the Midwest and Great Lakes region during the late summer with a ridge that resulted in a return of above normal temperatures. The ridging pattern strengthened during late September, resulting in a prolonged period of abnormally hot and dry weather to Michigan and much of the Midwest, with many areas reporting a daily consecutive string of 90°F or higher maximum temperatures from the 21st through the 26th. Combined with below normal rainfall totals in most areas, the warm weather led to rapid maturation and senescence of most annual crops and favored early harvest activities. The brief incursion of a cool, Canadian-origin air mass at the end of the month led to frost and freezing temperatures across portions of the Upper and northern Lower Peninsulas on the 30th and 1st of October. Given the late month heat wave, mean temperatures for September were above normal state- and region-wide, with mean departures from normal in Michigan generally ranging from 3-6°F above normal. Precipitation totals for the month were generally well below normal levels, ranging from more than 3.00" across far northern portions of the state to less than 1.00" across most of the southern half of the Lower Peninsula. Since early July, rainfall totals in some central portions of the Lower Peninsula were less than 4.00" (less than 50% of normal), resulting in abnormally low levels of soil moisture and to significant water stress for many crops. The dryness also delayed winter wheat planting in some areas of the state due to insufficient soil moisture for germination. At the end of September, the US Drought Monitor categorized most of the southern half of Lower Michigan in "D0 Abnormally Dry" conditions, with south central sections at "D1 Moderate Drought".

A breakdown of the upper air ridging pattern across the Upper Midwest in early October led to the development of a very active storm track through the Great Lakes region and at some Michigan locations to the heaviest rainfall since the spring season. During a 10-day period from the 5th-15th of October, rainfall totaled 3.00-6.00" across many southern and western portions of the state. Some southwestern sites in the state recorded more than 8.00". The rainfall led to an abrupt halt of fall harvest and other fieldwork activities and to some localized flooding in southwestern Lower Michigan. On the positive side, given the abnormal dryness that preceded the rainfall, much of the precipitation was able to infiltrate into the rooting zone, relieve long term stress for most perennial crops, and begin seasonal moisture recharge with relatively little runoff. The late season moisture also greatly benefitted germination and early establishment of recently-planted winter wheat. The active weather pattern continued across the Upper Midwest during the second half of October and into early November with the passage of a series of upper level troughs and low pressure systems, leading to additional rounds precipitation and to further delays in fall harvest and other fieldwork activities. The incursion of a seasonably cold Canadian-origin air mass late in the month behind one of the low pressure systems led to the first freeze of the fall season across most of central and southern Lower Michigan. For many areas of the state, the first freeze of the season was at least two weeks later than normal. The colder air also led to the first significant snowfalls of the season across much of the Upper and northern Lower Peninsulas during the last week of the month. Precipitation for the month of October ranged from less than 4.00" across eastern sections of Lower Michigan and the southern Upper Peninsula to more than 10.00" across southwestern sections the Lower Peninsula (up to 300% of normal). For the state as a whole, October was the wettest on record, with a statewide average total of 6.60", which is 3.90" above normal. Surprisingly, problems with flooding and excess water during the late October and early November were relatively localized and fewer in number than would normally be expected due to the prolonged and abnormal dryness during the late summer and early fall that preceded the rainfall. Mean temperatures for the October were warmer than normal statewide, ranging from about 2°F above normal across western sections of Upper Michigan to more than 6°F above normal central Lower Michigan.

- Season Continued From Page 3

We began harvesting silage trials on September 20th in Lenawee County and finished on September 29th with the Iosco County silage trial.

Grain harvest began October 19th on the Huron County trial and ended on the Branch County trial on November 14th. Saginaw County late and Ingham County Conventional Late trials were dropped due to flooding and drought, respectively.

Table A (pg. 5) presents 2017 accumulations of temperature, rainfall, and heat units, plus their deviation from 30 year norms. Data is obtained from Michigan State University weather stations located closest to each trial location. Actual accumulation at each location may vary slightly. The weather summary is provided by Dr. Jeff Andresen from the Department of Geography using data from the Michigan State University Agricultural Weather Office.

2017

GRAIN PERFORMANCE TRIALS

Introduction

The grain index (pg. 26) contains a list of all hybrids planted in the 2017 grain trials.

County results are reported in the following tables:

Tables 1E/1L Zone 1 - Branch, Cass and Washtenaw

Table's 2E/2L Zone 2 – Allegan, Ingham and Saginaw (Saginaw County late trial dropped)

Tables 3E/3L Zone 3 - Huron, Mason and Montcalm

Table 4E/4L Zone 4 –, Iosco, Presque Isle and Wexford

Table's 5E/5L Conventional Trial – Ingham, Montcalm (Zone 3) and Saginaw (Zone 2) (Ingham County Conv. Late trial dropped)

The map of Michigan (lower right) shows each zone and the locations where the trials were located.

Methods

Three trial locations were planted in each of four maturity zones. These zones were based on available growing degree-day units (GDU) established from long-term weather records. Hybrids entered in a zone were tested in each of the three designated locations. Entries for zone 1, zone 2, and zone 3 were divided into two maturity groups, early and late, on the basis of relative maturity (RM) provided by the seed companies. In zone 4 hybrids were tested in two groups.

Planting is accomplished with an Almaco vacuum planter. A cable with “bobbins” that are set at twenty-five foot intervals assure the uniform length of 22 foot long plots with a 3 foot alleyway and were planted at 30-inch row spacing. Four-row plots were used at all grain locations. The two center rows were harvested for yield. Experimental design, data acquisition, analysis of variance and data summarization were facilitated in part by AGROBASE Generation II™. The experimental layout was a four-replication, randomized complete block design. Hybrid performance is reported as the adjusted mean averaged together from four replicated plots.

Variety trials were conducted on farmers' fields and Michigan State University AgBioResearch Stations. All hybrids in a location were managed uniformly with the same fertilizers, date of planting, and other management practices. In the field, hybrids were identified only by a plot number to assure unbiased comparisons. Trials in Branch, Cass and Mason counties were irrigated.

Stand counts (%Std) were recorded in June. Average trial population plus the desired population rates are listed with other important agronomic information in Table B (pg. 25). Stalk lodging (%SL) measurements were recorded during harvest. All plants broken below the ear and/or leaning more than 45 degrees were counted. Moisture content (%H₂O) and field weights were measured by a Harvest Master™ single plot high capacity Grain Gage™ HM800 System that is mounted on the Kincaid 8-XP plot combine. Grain moisture (Bu/A) is reported at the standard 15.5 percent. Data was recorded on a Panasonic FZ-G1 Toughpad using Harvest Master™ Software. Grain test weight (Twt) is reported at harvest moisture.

Automated test weight equipment loses some accuracy as harvest moistures increase. Test weight values should be used to determine relative rank and not as a precise weight.

Results

The tables report the following information about the hybrids tested:

1. Moisture content at harvest (%H₂O)
2. Yield (in bushels per acre) of shelled corn corrected to 15.5 percent moisture (Bu/A)
3. Test weight at harvest moisture (Twt)
4. Percent of stalk lodging (plants broken below the ear and/or 45 degrees off vertical at harvest) (%SL)
5. Percent stand of target population (%Std)

2017 Grain Trial Locations

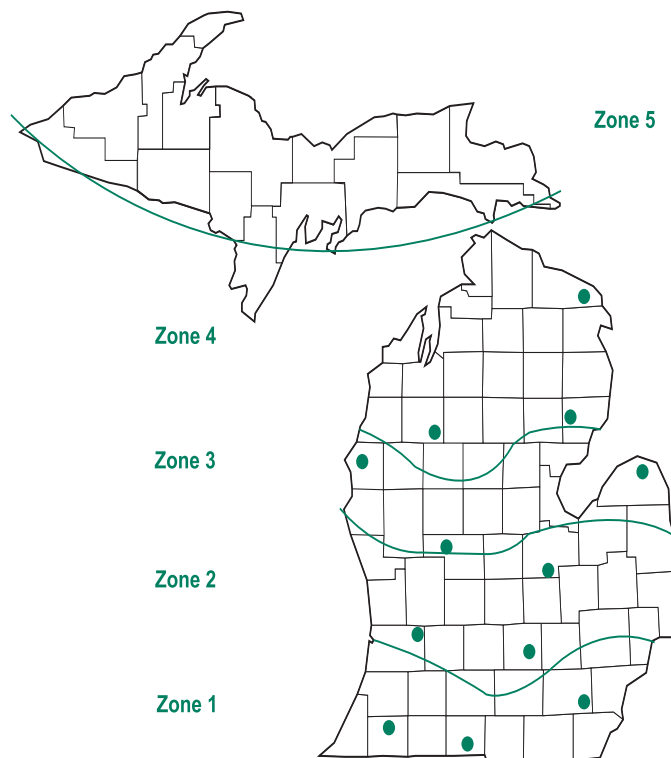


TABLE 1E.

BRANCH, CASS & WASHTENAW COUNTY GRAIN TRIALS - EARLY (107 Day and Earlier)

ZONE 1

2017		Early - TRIAL AVERAGE				Branch - Early				Cass - Early				Washtenaw - Early				
BRAND / HYBRID	RM	TRT	TRAIT	%H2O	BU/A	Twt	%SL	%Sd	%H2O	BU/A	Twt	%SL	%Sd	%H2O	BU/A	Twt	%SL	%Sd
AGRIGOLD A635-54VT2PRO	105	P500	1,2	20.8	241.7	53.6	0.0	97	22.6	201.5	52.6	0.0	97	19.1	272.4*	54.2	0.0	99
BECK 5460AM™	104	P1250	1,2,4	19.6	258.6**	53.6	1.6	98	20.8	242.4**	52.5	0.0	97	18.2	277.4*	53.8	1.7	98
BECK 5513AM™	105	P1250	1,2,4	20.2	231.7	53.5	0.3	92	21.2	207.5	52.4	0.0	95	18.2	256.4	55.4	1.0	85
CHANNEL 197-68 STXRIB	97	P500	1,2,3,4,6	18.5	244.1	53.9	1.2	99	20.0	229.2*	53.1	0.0	100	16.6	267.2	54.0	0.3	99
CHANNEL 203-01 STXRIB	103	P500	1,2,3,4,6	19.8	238.9	52.0	2.1	96	22.8	198.8	50.7	0.0	95	17.5	273.2*	51.8	0.0	99
CHANNEL 207-27 STXRIB	107	P500	1,2,3,4,6	22.4	244.7	52.0	0.4	99	24.8	203.1	51.4	0.0	100	20.4	283.8*	52.0	0.0	99
DAIRYLAND SEED DS-6106	106	C500	1	19.5	230.4	54.8	3.9	97	19.8	209.8	54.8	0.3	99	18.7	248.6	54.7	9.3	97
DEKALB DKC51-40 VT2PRIB	101	P500	1,2	17.7	240.7	54.5	0.4	100	19.1	205.0	53.8	0.5	100	15.5	266.7	54.7	0.0	100
DEKALB DKC52-68 VT2PRIB	102	P500	1,2	20.0	254.6*	53.0	0.0	98	19.7	257.3	52.7	0.0	98	19.7	257.3	52.7	0.0	98
DEKALB DKC55-84 SSRIB	105	P500	1,2,3,4,6	21.1	237.4	52.4	0.7	93	24.4	222.1	50.3	0.0	90	18.5	270.6*	54.1	0.0	94
DEKALB DKC56-45 SSRIB	106	P500	1,2,3,4,6	22.0	246.5	53.0	0.9	94	25.3	218.8	51.7	0.0	93	19.5	262.1	53.9	0.6	95
DYNAGRO D47VC29	107	A500	1,2	19.1	253.1*	54.0	0.1	94	20.8	238.2*	53.1	0.0	88	17.6	277.9*	54.8	0.0	99
GOLDEN HARVEST G05B91-3010	105	C250	1,2,4	19.6	227.1	53.8	2.7	96	21.1	204.7	53.0	0.5	96	17.8	243.8	54.0	6.0	96
GOLDEN HARVEST G06Z97-3120	106	C250	1,2,4	20.1	230.5	54.2	4.5	99	21.6	202.6	53.1	2.3	98	18.8	260.3	54.8	4.2	100
GOLDEN HARVEST G07F23-3111	107	C250	1,2,3,4,6	21.7	244.3	52.1	0.2	99	24.6	220.2	50.8	0.0	99	19.4	255.8	52.7	0.0	97
GREAT LAKES 4988VT2PRO	99	P500	1,2	18.0	233.1	55.5	0.2	96	19.6	203.7	54.1	0.5	94	16.4	263.4	56.2	0.0	97
GREAT LAKES 5029VT2RIB	100	P500	1,2	18.7	225.5	53.8	0.0	94	20.8	213.0	53.1	0.0	93	16.7	260.9	55.2	0.0	97
GREAT LAKES 5470STXRIB	104	P500	1,2,3,6	19.4	234.5	53.8	0.1	100	21.2	207.9	52.8	0.0	99	17.8	264.2	54.7	0.0	100
GREAT LAKES 5556VT2RIB	105	P500	1,2	20.2	233.8	52.9	0.0	97	22.5	204.5	51.5	0.0	99	18.3	265.3	54.0	0.0	99
GREAT LAKES 5626VT2PRO	106	P500	1,2	19.7	229.9	56.4	3.2	95	20.6	217.8	55.4	0.3	93	18.4	247.1	57.5	6.1	98
LEGACY SEEDS L-5516 GENSS	105	P250	1,2,3,4	20.8	235.5	53.9	0.0	96	23.2	208.1	51.9	0.0	98	18.1	257.1	55.2	0.0	98
LEGACY SEEDS L-6047 GENSS	107	P250	1,2,3,4	20.0	238.2	53.7	0.4	95	22.4	221.4	52.6	0.0	99	17.4	265.9	54.9	1.2	93
M&W SEEDS 45M21	100	A250	1,2	18.5	225.0	55.6	1.2	96	20.7	213.1	54.6	0.0	92	16.8	254.0	56.0	1.4	96
M&W SEEDS 45A36	101	A250	1,2	18.1	231.8	54.6	2.2	97	21.0	213.3	52.6	0.3	99	15.8	242.4	55.2	0.0	98
M&W SEEDS 45N31	101	A250	1,2	17.3	230.3	55.5	1.2	99	18.3	208.6	54.8	0.0	100	16.8	264.9	55.3	0.0	99
M&W SEEDS 45K75	102	A250	1,2,5	18.8	233.2	53.8	1.9	93	20.8	214.4	52.7	0.0	93	17.6	253.6	54.5	5.1	88
M&W SEEDS 45M44	103	A250	1,2	20.2	206.8	54.7	0.0	92	22.4	157.2	53.0	0.0	93	17.6	237.2	55.9	0.0	92
M&W SEEDS 45N89	104	A250	1,2	20.1	235.9	54.6	0.3	95	21.8	218.1	53.7	0.0	95	18.2	258.5	55.3	0.6	95
NK Brand N60F-3111	107	C250	1,2,3,4,6	21.5	250.9*	52.2	0.7	99	23.0	241.0*	51.1	0.0	97	19.8	258.7	52.8	1.4	99
NuTech/G2 GENETICS 5F-503™	103	P500	1,2,4	18.9	223.8	54.5	0.3	97	20.5	209.8	53.4	0.3	97	17.7	251.5	55.2	0.6	97
NuTech/G2 GENETICS X51LN-0308™	103	P1250	1,2,4	19.1	219.5	53.8	0.0	85	21.7	174.5	52.3	0.0	82	17.5	250.6	54.7	0.0	86
NuTech/G2 GENETICS 5F-504™	104	P500	1,2,4	20.1	248.2*	53.4	0.4	99	23.0	224.8	52.2	0.0	100	18.2	279.3*	54.1	0.0	100
NuTech/G2 GENETICS 5H-806™	104	P500	1,2,4	20.7	249.0*	53.4	0.0	96	23.0	224.3	51.5	0.0	96	19.2	268.3	54.1	0.0	97
NuTech/G2 GENETICS 5D-906™	106	P500	1,2,4	19.8	235.6	54.0	4.5	96	20.7	205.3	53.0	8.3	98	18.9	260.4	54.7	2.0	96
NuTech/G2 GENETICS 5LB-1606™	106	P500	1,2,4	20.1	236.3	53.8	0.5	90	22.1	241.0*	52.8	0.0	88	18.2	246.4	54.4	1.3	88
RENK RK717SSTX	105	P500	1,2,3,4,6	19.4	234.6	54.8	1.2	98	20.6	218.2	54.0	0.0	98	17.6	266.4	55.1	3.0	98
RENK RK776SSTX	107	P500	1,2,3,4,6	21.3	230.3	53.8	0.3	97	23.1	213.3	52.7	0.0	97	19.2	254.2	55.3	0.9	98
RUPP XRD05-04	105	A250	1,2	20.5	237.9	54.0	2.9	97	22.1	235.9*	53.1	0.5	98	18.1	241.4	54.9	3.7	100
RUPP XRD06-70	106	A250	1,2	19.9	245.0	53.9	0.2	99	22.3	216.2	52.4	0.0	99	17.6	273.8*	55.2	0.0	98
RUPP XRD07-72	107	A250	1,2,3,4	19.5	246.2	54.0	0.5	94	21.1	220.6	53.6	0.0	95	17.5	266.1	54.7	1.3	94
SEED CONSULTANTS SCS 1018YHR™	101	C250	1,2,4	18.5	234.1	54.2	0.8	98	18.8	213.9	54.1	0.5	100	17.7	258.9	54.8	1.1	96
SEED CONSULTANTS SCS 1037YHR™	103	C250	1,2,4	18.4	233.0	54.6	0.4	96	20.0	209.9	52.9	0.0	95	17.5	248.5	55.8	0.6	94
SEED CONSULTANTS SCS 10HR43™	104	C250	1,2,4	20.8	249.1*	53.4	1.0	91	23.0	234.4*	52.4	0.0	97	19.0	272.0*	54.1	0.0	98
SEED CONSULTANTS SCS 1067YHR™	106	C250	1,2,4	20.1	231.7	53.6	1.0	95	21.3	192.5	52.6	0.0	96	18.4	261.2	55.1	3.1	92
SPECIALTY 30A307	100	P500	1,2,3,4,6	19.0	239.1	54.1	0.1	99	20.6	237.8*	53.7	0.3	99	17.6	263.1	54.4	0.0	99
SPECIALTY 32A323	102	P500	1,2,3,4,6	19.7	235.7	52.7	0.9	98	23.0	217.2	51.0	0.0	100	17.0	260.3	53.8	0.3	94
SPECIALTY 32A886	102	P500	1,2,3,4,6	19.8	233.6	52.5	0.3	99	21.7	211.4	51.0	0.0	100	17.1	254.2	53.3	0.6	98
SPECIALTY 34A007	104	P500	1,2,3,4,6	19.4	249.1*	53.9	0.2	95	21.6	223.1	52.7	0.0	89	17.7	285.4**	54.4	0.0	100

	101 ENC 1, 2	19.5	236.9	55.0	0.0	97	21.0	201.4	53.9	0.0	96	17.9	272.1 *	56.0	0.0	96	19.7	237.3	55.1	0.0	99
WELLMAN W2603DP	105 ENC 1, 2	18.6	232.8	55.0	0.4	93	21.0	207.0	53.6	0.0	94	17.2	250.3	55.6	0.3	91	17.5	241.3	55.9	0.9	93
WELLMAN W2705DP	107 ENC 1, 2	19.5	231.3	53.8	1.0	93	20.9	202.9	53.4	0.0	93	17.6	252.0	54.0	3.0	92	20.0	239.0	54.1	0.0	94
WYCKOFF 2187 VT2P	96 P500 1,2	17.7	233.7	55.1	0.3	95	19.8	214.3	53.7	0.0	96	16.5	261.9	55.6	0.0	95	16.8	224.9	56.1	0.9	94
WYCKOFF 2211 SS	100 P500 1,2,3,4,6	19.1	228.9	54.0	0.7	96	21.3	202.8	52.1	0.0	98	17.7	250.5	54.7	0.0	94	18.5	233.6	55.3	2.1	95
WYCKOFF 2263 SS	101 P500 1,2,5	19.2	224.2	54.8	0.1	92	22.2	203.1	52.7	0.3	94	16.4	247.5	56.7	0.0	93	19.0	222.0	55.1	0.0	90
WYCKOFF 2390 VT2P	103 P500 1,2	19.9	233.8	53.8	0.0	97	20.7	200.2	52.3	0.0	97	18.6	277.7 *	54.8	0.0	96	20.5	223.5	54.2	0.0	97
WYCKOFF 2399 SS	104 P500 1,2,3,4,6	19.3	243.4	55.4	2.5	98	21.9	226.5 *	53.7	0.0	98	17.4	263.0	57.1	3.6	98	18.7	240.8	55.5	4.0	99
WYCKOFF 2400 SS	105 P500 1,2,3,4,6	19.5	241.3	54.1	0.1	93	21.5	216.0	52.6	0.0	92	16.9	252.2	55.5	0.0	94	20.2	255.6 *	54.3	0.3	95
WYCKOFF 2405 SS	106 P500 1,2,3,4,6	21.1	235.5	53.4	3.4	97	23.9	218.6	52.1	0.0	96	18.2	252.8	54.3	6.1	98	21.4	234.9	53.9	4.0	96
WYCKOFF 2500 SS	106 P500 1,2,3,4,6	19.4	247.5 *	54.1	0.3	98	21.1	225.3 *	53.5	0.0	98	17.2	270.0 *	55.0	0.9	98	20.0	247.3 *	53.7	0.0	96
AVERAGE		19.7	236.8	53.9	0.9	96	21.6	213.6	52.8	0.3	96	17.9	260.6	54.7	1.2	96	19.6	235.4	54.3	1.3	96
HIGHEST		22.4	258.6	56.4	4.5	100	25.3	242.4	55.4	8.3	100	20.4	285.4	57.5	9.3	100	21.9	258.7	56.4	7.1	100
LOWEST		17.3	206.8	52.0	0.0	85	18.3	157.2	50.3	0.0	82	15.5	237.2	51.8	0.0	85	16.7	202.6	52.7	0.0	77
CV (%)		6.3	7.2	1.9	266.0	4.8	6.3	6.9	1.8	528.0	6.2	4.1	5.4	1.7	195.8	3.9	6.1	6.1	1.7	212.0	7.2
LSD (5%)		0.8	11.4	0.7	1.4	3.1	1.6	17.1	1.1	1.6	7.0	0.9	16.6	1.1	2.8	4.4	1.4	16.7	1.1	3.3	8.0

2 Year Averages 2017 - 2016

BRAND /HYBRID	RM TRT TRAIT	Early - TRIAL AVERAGE					Branch - Early					Cass - Early					Washtenaw - Early				
		%H2O	BUJA	Twt	%SL	%Sd	%H2O	BUJA	Twt	%SL	%Sd	%H2O	BUJA	Twt	%SL	%Sd	%H2O	BUJA	Twt	%SL	%Sd
BECK 5460AM™*	104 P1250 1,2,4	18.4	245.1 *	54.6	1.1	98	19.7	225.0 *	53.9	0.0	96	17.3	261.7 *	54.8	0.0	99	18.1	248.7 *	55.1	2.1	99
CHANNEL 207-27 STXRIB	107 P500 1,2,3,4,6	20.7	240.0	53.2	0.4	99	22.5	212.2	52.8	0.0	99	19.7	249.0	53.0	0.0	99	19.9	249.7 *	53.8	1.3	99
GREAT LAKES 5029VT2RIB	100 P500 1,2	16.9	227.1	54.9	0.0	97	18.1	215.2	54.4	0.0	96	16.0	247.2	55.5	0.0	97	16.5	218.9	54.9	0.0	96
GREAT LAKES 5470STXRIB	104 P500 1,2,3,6	18.0	229.8	55.2	0.0	99	19.6	213.4	55.1	0.0	99	17.2	244.7	55.3	0.0	99	17.1	231.4	55.3	0.1	100
GREAT LAKES 5556VT2RIB	105 P500 1,2	18.7	239.2	54.1	0.0	97	20.8	220.0	53.2	0.0	98	17.4	263.0 **	54.7	0.0	97	18.1	234.6	54.3	0.0	97
M&W SEEDS 45M21	100 A250 1,2	17.1	222.9	55.8	0.6	97	18.9	203.4	55.0	0.0	95	16.1	249.3	55.9	0.0	97	16.2	216.2	56.7	1.9	98
M&W SEEDS 45A36	101 A250 1,2	16.7	222.9	54.9	1.3	98	18.7	211.5	54.1	0.0	99	15.5	231.5	55.0	0.0	99	15.9	225.8	55.8	4.0	97
M&W SEEDS 45N31	101 A250 1,2	16.8	222.0	55.8	0.6	98	18.1	205.1	55.5	0.0	98	16.6	241.5	55.8	0.0	97	15.7	219.3	56.1	1.9	99
M&W SEEDS 45K75	102 A250 1,2,5	17.3	223.9	55.0	0.1	96	18.9	206.0	54.6	0.0	96	16.3	238.5	55.2	0.0	94	16.6	227.2	55.1	0.3	98
M&W SEEDS 45M44	103 A250 1,2	18.3	213.7	55.6	0.1	96	20.4	181.8	54.4	0.0	96	16.5	235.8	56.4	0.0	96	17.9	223.6	56.0	0.4	96
M&W SEEDS 45N89	104 A250 1,2	18.6	235.7	55.5	0.1	96	20.0	227.6 *	55.2	0.0	97	17.4	242.0	56.0	0.0	93	18.3	237.5	55.4	0.3	97
NuTech/G2 GENETICS 5F-504™	104 P500 1,2,4	18.6	242.6 *	54.6	0.3	98	20.7	222.8	53.7	0.0	97	17.4	262.2 *	55.1	0.0	99	17.6	242.7 *	55.0	0.9	97
NuTech/G2 GENETICS 5H-806™	104 P500 1,2,4	19.0	248.5 **	54.8	0.2	97	20.7	236.3 **	54.0	0.0	96	18.1	259.0 *	55.0	0.0	96	18.3	250.3 *	55.4	0.6	98
RENK RK717SSTX	105 P500 1,2,3,4,6	18.0	233.5	55.7	0.1	98	19.2	221.7	55.3	0.0	95	17.0	248.6	56.0	0.0	99	17.6	230.2	56.0	0.3	99
RENK RK776SSTX	107 P500 1,2,3,4,6	19.6	227.6	55.3	0.1	98	21.5	217.1	54.8	0.0	98	18.6	246.1	55.8	0.0	98	18.8	219.7	55.3	0.3	97
RUPP XRD05-04	105 A250 1,2	18.6	234.4	55.1	1.3	98	20.2	229.1 *	54.3	0.0	97	17.4	241.8	55.4	0.0	99	18.2	232.2	55.7	3.8	97
RUPP XRD06-70	106 A250 1,2	17.8	243.9 *	54.9	0.1	99	19.6	227.9 *	54.1	0.0	98	16.3	260.9 *	55.5	0.0	98	17.4	243.0 *	55.1	0.3	99
SEED CONSULTANTS SCS 1037YHR™	103 1,2,4	17.4	237.3	55.5	0.1	97	18.6	224.1 *	54.8	0.0	97	17.0	242.9	55.8	0.0	97	16.7	245.0 *	55.9	0.3	98
SEED CONSULTANTS SCS 10HR43™	104 1,2,4	19.1	246.8 *	54.9	0.5	94	20.8	231.7 *	54.5	0.0	96	18.2	259.4 *	55.1	0.0	98	18.4	249.3 *	55.2	1.6	88
SEED CONSULTANTS SCS 1067YHR™	106 1,2,4	18.7	228.9	54.7	0.1	97	19.6	198.5	53.6	0.0	98	17.7	252.5 *	55.5	0.0	96	18.6	235.8	54.9	0.3	96
SPECIALTY 32A323	102 P500 1,2,3,4,6	17.5	230.1	54.0	0.4	99	19.7	216.1	53.3	0.0	99	16.1	248.4	54.3	0.0	97	16.5	225.8	54.4	1.1	100
WELLMAN W2603DP	101 ENC 1, 2	18.1	231.8	55.8	0.0	97	19.7	212.7	55.3	0.0	96	16.9	249.3	56.2	0.0	96	17.7	233.5	56.0	0.0	99
WELLMAN W2705DP	105 ENC 1, 2	17.5	233.1	56.0	0.2	95	19.4	217.6	55.4	0.0	96	16.6	240.7	56.2	0.0	93	16.6	241.0 *	56.5	0.7	96
WYCKOFF 2211 SS	100 P500 1,2,3,4,6	17.5	228.3	55.1	0.3	97	19.2	208.1	54.4	0.0	97	16.9	246.8	55.2	0.0	96	16.5	229.9	55.7	1.0	97
WYCKOFF 2390 VT2P	103 P500 1,2	18.3	231.6	54.9	0.0	96	19.5	205.1	53.9	0.0	96	17.4	253.4 *	55.7	0.0	93	18.1	236.2	55.2	0.0	99
WYCKOFF 2400 SS	105 P500 1,2,3,4,6	17.7	238.7	54.9	0.1	95	19.7	220.5	53.7	0.0	94	16.0	245.0	55.6	0.0	95	17.5	250.5 **	55.3	0.2	97
WYCKOFF 2405 SS	106 P500 1,2,3,4,6	19.2	236.6	54.6	0.7	97	21.6	223.4	53.9	0.0	97	17.6	250.8 *	54.9	0.0	98	18.3	235.5	55.2	2.0	98
AVERAGE		18.1	233.2	55.0	0.3	97	19.8	216.4	54.3	0.0	97	17.1	248.6	55.4	0.0	97	17.5	234.6	55.4	0.9	97
HIGHEST		20.7	248.5	56.0	1.3	99	22.5	236.3	55.5	0.0	99	19.7	263.0	56.4	0.0	99	19.9	250.5	56.7	4.0	100
LOWEST		16.7	213.7	53.2	0.0	94	18.1	181.8	52.8	0.0	94	15.5	231.5	53.0	0.0	93	15.7	216.2	53.8	0.0	88
CV (%)		5.4	6.8	1.7	0.0	4.5	5.7	6.9	1.8	0.0	6.2	3.7	6.1	1.6	0.0	3.5	5.0	5.7	1.5	220.2	5.3
LSD (5%)		0.5	7.6	0.5	0.0	2.1	1.0	12.2	0.8	0.0	4.9	0.5	12.7	0.7	0.0	2.8	0.8	11.0	0.7	1.9	4.2

BRANCH, CASS & WASHTENAW COUNTY GRAIN TRIALS - LATE (108 Day and Later)

ZONE 1

TABLE 1L.

BRAND / HYBRID	RM	TRT	TRAIT	2017							Late - TRIAL AVERAGE			Branch - Late			Cass - Late			Washtenaw - Late					
				Late - TRIAL AVERAGE							%H2O	BUJA	Twt	%SL	%Sd	%H2O	BUJA	Twt	%SL	%Sd	%H2O	BUJA	Twt	%SL	%Sd
				%H2O	BUJA	Twt	%SL	%Sd	%H2O	BUJA															
AGRIGOLD A639-40VT2PRO	109	P500	1,2	24.9	242.4*	52.7	0.1	95	26.7	227.4**	49.6	0.3	97	22.6	261.0	51.8	0.0	93	25.5	238.7	56.8	0.0	97		
AGRIGOLD A640-7VT2PRO	110	P500	1,2	23.4	244.1*	53.4	0.2	96	23.6	207.9	52.8	0.0	92	21.7	267.9	53.6	0.6	95	24.8	256.4*	54.0	0.0	100		
AGRIGOLD A6462STXRIB	110	P500	1,2,3,4	23.9	243.4*	51.9	0.3	98	24.5	211.8	51.3	0.0	99	22.3	275.0*	51.9	0.9	99	24.8	243.3*	52.6	0.0	95		
BECK 5883V2P	108	P1250	1,2	21.4	231.2	53.7	0.3	94	22.9	213.7*	52.3	0.6	95	19.5	250.9	54.3	0.3	94	21.8	229.0	54.5	0.0	93		
BRODBECK 9808	108	C500	1	24.1	227.5	51.2	0.0	97	24.7	212.3	49.7	0.0	96	21.8	257.2	52.6	0.0	97	25.8	213.0	51.3	0.0	99		
BRODBECK 9409	109	C500	1	22.1	236.0	52.9	0.0	99	22.8	206.7	51.2	0.0	100	20.8	256.8	54.1	0.0	98	22.6	244.5*	53.6	0.0	99		
CHANNEL 210-26 STXRIB	110	P500	1,2,3,4,6	22.8	230.7	52.3	0.2	98	23.7	216.8*	51.7	0.0	97	20.7	249.5	53.2	0.6	97	24.1	226.0	52.1	0.0	100		
CHANNEL 212-20 STXRIB	112	P500	1,2,3,4,6	23.4	234.7	53.4	0.0	99	26.7	198.7	51.5	0.0	98	21.3	262.1	54.7	0.0	99	22.2	243.3*	54.2	0.0	99		
CHANNEL 213-19 STXRIB	113	P500	1,2,3,4,6	25.3	229.4	53.0	0.0	98	26.4	211.7	51.6	0.0	100	22.9	249.6	53.6	0.0	96	26.6	227.0	53.9	0.0	97		
DAIRYLAND SEED DS-9508RA	108	C500	1,2,3,4,6	22.0	248.8**	51.2	0.0	100	21.6	221.7*	49.7	0.0	100	21.9	271.6*	51.7	0.0	100	22.5	253.1*	52.2	0.0	100		
DAIRYLAND SEED DS-9510SSX	110	C500	1,2,3,4,6	24.4	237.8	50.9	0.3	98	25.1	199.0	49.8	0.9	98	23.2	271.0*	51.8	0.0	97	25.0	243.4*	51.1	0.0	99		
DEKALB DKC58-06 SSRIB	108	P500	1,2,3,4,6	22.4	232.5	54.1	0.1	98	21.8	219.1*	54.0	0.0	96	21.2	261.1	53.9	0.3	100	24.1	217.4	54.4	0.0	99		
DEKALB DKC59-50 VT2PRIB	109	P500	1,2	21.7	240.7*	53.7	1.0	97	20.1	221.0*	54.1	1.7	99	20.5	258.9	54.1	1.4	100	24.6	242.1*	53.0	0.0	93		
DEKALB DKC62-20 VT2RIB	112	P500	1,2	23.3	245.0*	51.9	0.3	99	24.2	216.9*	51.1	0.0	99	21.8	287.8**	52.4	0.9	100	24.0	230.2	52.2	0.0	98		
DYNAGRO D48SS38	111	A500	1,2,3,4,6	22.7	234.6	53.7	1.1	100	23.2	205.9	52.2	0.0	100	20.3	264.0	55.3	3.4	100	24.5	234.0	53.6	0.0	100		
GOLDEN HARVEST G09A86-3111	109	C250	1,2,3,4,6	24.1	241.3*	51.5	0.1	98	25.2	225.9*	49.7	0.3	100	21.7	258.5	52.7	0.0	100	25.4	239.4*	52.1	0.0	95		
GOLDEN HARVEST G09Y24-3220A	109	C250	1,2,4,5,6	22.1	237.9	51.3	1.1	99	21.6	203.9	50.0	0.0	100	21.7	260.7	51.7	3.4	99	22.9	249.1*	52.4	0.0	96		
GOLDEN HARVEST G10T63-3120	110	C250	1,2,4	21.3	229.7	53.0	0.6	98	19.1	203.9	52.0	0.0	99	21.0	254.5	53.7	1.8	98	23.9	230.8	53.2	0.0	97		
GREAT LAKES 5910VT2PRO	109	P500	1,2	19.5	240.5*	54.0	0.4	97	18.9	219.2*	53.1	0.0	99	19.1	268.8	54.7	1.1	99	20.6	233.5	54.1	0.0	92		
GREAT LAKES 5935STX	109	P500	1,2,3,6	23.5	227.9	54.2	0.5	96	23.5	217.5*	56.3	0.3	95	20.8	249.2	53.7	1.2	99	26.2	217.1	52.5	0.0	95		
LEGACY SEEDS L-6827 GENSS	108	P250	1,2,3,4	24.2	234.4	52.2	0.3	97	26.3	218.5*	49.8	0.3	100	20.9	251.4	53.9	0.6	99	25.4	233.2	52.9	0.0	93		
M&W SEEDS 44D81	108	A250	1,2	22.4	223.4	53.6	0.0	94	22.7	196.7	52.9	0.0	92	19.8	251.2	55.0	0.0	94	24.8	222.2	53.0	0.0	95		
NK Brand NK0962-3220A	109	C250	1,2,4,5,6	21.7	235.4	51.6	2.2	99	21.2	203.7	50.0	0.0	99	21.8	245.8	52.7	6.5	100	22.0	256.7**	52.3	0.0	99		
NK Brand NK0968-3111	109	C250	1,2,3,4,6	24.5	233.0	51.7	0.0	100	26.1	198.5	50.1	0.0	99	21.9	255.9	53.0	0.0	100	25.7	244.5*	51.9	0.0	100		
NuTech/G2 GENETICS 5F-308™	108	P500	1,2,4	22.4	220.2	53.5	0.0	97	22.8	178.4	52.0	0.0	98	21.0	252.6	54.6	0.0	95	23.3	229.6	53.9	0.0	97		
NuTech/G2 GENETICS 5F-709™	109	P500	1,2,4	22.0	231.8	52.6	1.0	93	21.6	200.1	52.1	2.9	92	21.0	266.4	52.8	0.0	89	23.4	229.0	53.0	0.0	98		
NuTech/G2 GENETICS X5FN-0909™	109	P1250	1,2,4	20.8	244.9*	52.5	0.3	99	20.8	219.6*	51.1	0.0	99	20.2	270.1*	52.8	0.8	99	21.5	245.1*	53.6	0.0	98		
NuTech/G2 GENETICS 5FB-1010™	110	P500	1,2,4	22.2	243.8*	53.0	0.5	98	21.9	214.1*	51.6	0.0	97	21.8	264.2	54.0	1.4	98	23.0	253.3*	53.5	0.0	99		
RENK RK763VT2P	108	P250	1,2	22.8	241.7*	51.8	0.0	97	24.1	202.1	50.6	0.0	99	20.8	270.6*	52.2	0.0	93	23.4	252.4*	52.6	0.0	98		
RENK RK792SS2TX	108	P500	1,2,3,4,6	21.1	226.3	53.6	0.1	93	22.6	215.0*	52.3	0.3	93	19.4	243.2	54.8	0.0	97	21.5	220.7	53.7	0.0	87		
RUPP XRD10-01	110	A250	1,2	21.7	242.2*	53.1	0.1	99	22.3	210.5	52.2	0.0	100	19.7	268.0	54.1	0.3	98	23.1	248.1*	53.1	0.0	98		
RUPP XRD11-57	111	A250	1,2	23.1	239.6*	51.9	0.5	98	25.0	213.8*	50.8	0.6	99	20.3	258.1	52.8	0.8	100	24.1	247.0*	52.0	0.0	95		
RUPP XRD12-49	112	A250	1,2	26.7	232.7	51.2	0.2	97	29.3	194.8	48.9	0.6	99	22.4	257.5	52.5	0.0	98	28.2	245.9*	52.2	0.0	95		
RUPP XRD14-48	114	A250	1,2	26.7	229.7	53.0	0.2	94	27.3	194.8	51.9	0.0	95	24.0	260.3	54.3	0.6	91	28.9	234.1	52.8	0.0	96		
WELLMAN W2609DP	109	ENC	1,2	23.1	229.6	52.0	0.5	96	25.3	209.5	50.5	0.0	99	21.5	258.5	52.9	1.4	99	22.6	220.9	52.7	0.0	91		
AVERAGE				23.0	235.6	52.6	0.3	97	23.6	209.5	51.4	0.2	98	21.2	260.3	53.4	0.8	97	24.1	237.0	53.0	0.0	97		
HIGHEST				26.7	248.8	54.2	2.2	100	29.3	227.4	56.3	2.9	100	24.0	287.8	55.3	6.5	100	28.9	256.7	56.8	0.0	100		
LOWEST				19.5	220.2	50.9	0.0	93	18.9	178.4	48.9	0.0	92	19.1	243.2	51.7	0.0	89	20.6	213.0	51.1	0.0	87		
CV (%)				6.6	6.1	2.9	239.7	3.2	8.5	6.1	3.6	338.0	3.3	4.0	5.9	1.5	211.2	3.1	6.2	6.2	3.4	0.0	5.1		
LSD (5%)				1.0	9.7	1.0	0.9	2.1	2.4	15.0	2.2	1.0	3.7	1.0	18.1	0.9	2.0	3.5	1.7	17.3	2.1	0.0	5.8		

2 Year Averages 2017 - 2016

BRAND / HYBRID	RM	TRT	TRAIT	Late - TRIAL AVERAGE				Branch - Late				Cass - Late				Washtenaw - Late							
				%H2O	BUJA	Twt	%SL	%Sd	%H2O	BUJA	Twt	%SL	%Sd	%H2O	BUJA	Twt	%SL	%Sd	%H2O	BUJA	Twt	%SL	%Sd
AGRIGOLD A6462STXRIB	110	P500	1,2,3,4	22.0	228.6 *	53.1	0.2	96	23.2	203.9	52.4	0.3	96	21.2	253.4 *	53.2	0.4	99	21.8	228.5 *	53.8	0.0	98
BRODBECK 9409	109	C500	1	20.8	224.2	53.5	0.1	98	22.3	204.4	51.9	0.4	97	19.7	247.6 *	54.1	0.0	99	20.3	220.4	54.6	0.0	99
DAIRYLAND SEED DS-9508RA	108	C500	1,2,3,4,6	21.1	233.6 **	51.9	0.0	99	22.2	216.3 **	50.4	0.0	97	20.8	251.8 *	51.9	0.0	100	20.4	232.9 *	53.3	0.0	100
DEKALB DKC58-06 SSRIB	108	P500	1,2,3,4,6	20.6	224.8	55.2	0.1	99	21.0	209.1 *	55.1	0.2	97	20.0	250.1 *	54.8	0.1	99	20.7	215.2	55.7	0.0	99
M&W SEEDS 44D81	108	A250	1,2	20.4	224.7	54.4	0.0	96	21.5	205.0	54.0	0.0	94	19.0	245.7 *	55.0	0.0	97	20.7	223.5	54.4	0.0	97
NuTech/G2 GENETICS 5F-308™	108	P500	1,2,4	20.5	218.5	54.2	0.0	97	21.8	181.6	52.5	0.0	95	19.4	245.9 *	54.8	0.0	98	20.4	228.1 *	55.2	0.0	98
RENK RK792SSTX	108	P500	1,2,3,4,6	19.6	229.9 *	54.6	0.1	95	21.6	212.8 *	53.9	0.4	95	18.6	250.1 *	54.8	0.0	96	18.7	226.9	55.1	0.0	94
RUPP XRD10-01	110	A250	1,2	20.1	232.6 *	54.4	0.0	99	21.5	206.6 *	53.3	0.0	100	19.0	254.1 *	54.9	0.1	98	19.8	237.0 *	55.0	0.0	98
RUPP XRD11-57	111	A250	1,2	20.6	233.0 *	52.9	0.3	98	22.6	209.3 *	52.3	0.4	97	19.2	249.8 *	53.4	0.4	99	20.1	239.9 **	53.0	0.0	98
WELLMAN W2609DP	109	ENC	1,2	20.8	229.0 *	53.4	0.4	96	22.7	211.0 *	52.4	0.5	95	19.9	255.0 **	53.8	0.7	99	19.8	221.1	53.9	0.0	93
AVERAGE				20.7	227.9	53.8	0.1	97	22.0	206.0	52.8	0.2	96	19.7	250.4	54.1	0.2	98	20.3	227.4	54.4	0.0	97
HIGHEST				22.0	233.6	55.2	0.4	99	23.2	216.3	55.1	0.5	100	21.2	255.0	55.0	0.7	100	21.8	239.9	55.7	0.0	100
LOWEST				19.6	218.5	51.9	0.0	95	21.0	181.6	50.4	0.0	94	18.6	245.7	51.9	0.0	96	18.7	215.2	53.0	0.0	93
CV (%)				5.2	6.1	2.4	256.8	4.2	6.5	5.9	2.8	293.7	5.9	3.5	5.7	1.6	193.1	3.1	5.1	6.3	2.6	0.0	3.8
LSD (5%)				0.6	6.7	0.6	0.7	1.9	1.2	10.2	1.2	0.7	4.7	0.6	12.1	0.7	1.0	2.5	0.9	12.1	1.2	0.0	3.1

New Cropping Systems Agronomist

Maninder (Manni) Singh, Ph.D.
 Plant and Soil Sciences Building
 1066 Bogue St. Rm A482,
 East Lansing, MI 48824
 Telephone: (517) 353-0226
msingh@msu.edu



Assistant Professor of Cropping Systems Agronomy, Michigan State University. Applied research and extension program in corn, soybean and wheat based cropping systems.

Dr. Maninder (Manni) Singh is the new agronomist with Michigan State University. Dr. Singh began leading the Michigan Corn Performance Trials (MCPT) team in November 2016. Dr. Singh came to us from the University of Florida. At the University of Florida, Dr. Singh's agronomic research was focused in diverse cropping systems including peanut, sorghum, sugarcane, energy cane, and other perennial grasses.

Overview of current program at Michigan State University:

Dr. Singh's research, extension, and teaching program focuses on current and emerging issues in Michigan cropping systems with an overall goal to improve the profitability and sustainability of these systems. Current research includes: hybrid and variety selection, planting dates, seeding densities, precision planting, and plant-pathogen interactions in corn, soybean, and wheat based cropping systems. Additionally, Dr. Singh is the lead agronomist for the Michigan corn hybrid testing program. Please feel free to contact Dr. Singh with any questions you may have.

Courses Taught at Michigan State University:

CSS212 Advanced Crop Production, every fall semester.

General area of expertise:

Cropping systems, Agronomy, Crop Physiology.

Education:

Doctor of Philosophy (Ph.D.), University of Florida, Agronomy, 2007 – 2011
 Master of Science (M.S.), Punjab Agricultural University- India, Agronomy, 2004 – 2006
 Bachelor of Science (B.S. Hons.), Guru Nanak Dev University-India, Agriculture, 2000-2004

Professional Career:

Assistant Professor, Dept. of Plant, Soil, and Microbial Sciences, Michigan State University, Nov. 2016 – Present
 Assistant Scientist, Everglades Research and Education Center, University of Florida, May 2013 – Oct. 2016
 Post-doctoral Research Associate, Agronomy dept., University of Florida, Aug. 2011 – May 2013

TABLE 2E. ALLEGAN, INGHAM & SAGINAW COUNTY GRAIN TRIALS - EARLY (101 Day and Earlier) ZONE 2

2017		Early - TRIAL AVERAGE				Allegan - Early				Ingham - Early				Saginaw - Early									
BRAND / HYBRID	RM	TRT	TRAIT	%H2O	BU/A	Twt	%SL	%Sd	%H2O	BU/A	Twt	%SL	%Sd	%H2O	BU/A	Twt	%SL	%Sd					
AgVenture R5015AM	95	P250	1,2,4,6	16.9	223.9	53.0	0.1	100	17.6	234.5	52.9	0.3	99	18.1	234.3	53.4	0.0	99	15.0	203.1	52.6	0.0	100
AgVenture AV5096AM	96	P250	1,2,4,6	18.0	225.7	53.3	0.2	95	16.7	244.9	53.6	0.0	96	19.5	232.1	53.2	0.0	92	18.0	200.3	53.2	0.6	98
AgVenture AV5799AMX	99	P250	1,2,3,4,6	18.6	230.1	54.9	0.2	96	16.8	246.5	55.8	0.6	96	19.9	235.9	55.0	0.0	93	19.1	207.9*	53.8	0.0	99
AMP A6101VT2P	101	P250	1,2	18.5	228.6	55.0	0.0	92	17.5	232.8	55.9	0.0	91	19.3	236.2*	54.6	0.0	90	18.8	216.9*	54.5	0.0	94
AMP A9436VT2P	94	P250	1,2	17.0	222.8	55.6	0.1	98	16.7	237.9	56.5	0.3	96	17.7	216.1	55.5	0.0	99	16.6	214.5*	54.8	0.0	99
AMP A9826VT2P	98	P250	1,2	17.1	231.2	55.4	0.1	95	16.5	247.0	56.0	0.0	93	17.5	236.9*	55.6	0.0	95	17.2	209.8*	54.7	0.3	99
BECK 4824BR	98	P1250	1,2,4,6	16.8	223.2	55.0	4.8	100	17.2	241.2	55.8	7.0	100	17.7	227.2	54.7	0.6	100	15.6	201.3	54.6	6.8	99
BECK 5113AMXT**	101	P1250	1,2,3,4	17.9	239.8*	55.4	0.9	100	17.1	259.3	55.7	1.7	99	18.8	253.2*	54.9	1.1	99	17.8	207.0	55.6	0.0	100
CHANNEL 194-14 VT2PRIB	94	P500	1,2	17.0	218.2	55.2	0.0	93	16.6	216.3	56.0	0.0	87	17.8	226.9	55.0	0.0	95	16.6	211.4*	54.5	0.0	96
CHANNEL 197-66 VT2PRIB	97	P500	1,2	17.8	222.0	55.6	0.4	97	16.9	244.7	56.5	0.3	96	19.1	226.5	55.4	0.0	95	17.5	194.9	54.8	0.9	100
CHANNEL 201-05 VT2PRIB	101	P500	1,2	17.5	237.3*	55.1	0.2	99	16.5	270.6*	56.2	0.6	97	18.3	241.9*	54.7	0.0	99	17.6	199.5	54.5	0.0	99
CROPLAN 3399SSRIB	93	ACC	1,2,3,4,6	17.7	216.4	55.4	0.0	97	16.9	248.9	56.3	0.0	95	18.8	223.3	55.4	0.0	96	17.5	176.9	54.6	0.0	100
CROPLAN 3499VT3PRIB	94	ACC	1,2,3	17.3	222.7	56.0	0.2	99	16.5	242.5	57.2	0.3	99	17.8	221.8	56.1	0.0	97	17.8	203.8	54.7	0.3	100
CROPLAN X17095A VT2P	95	ACC	1,2	16.7	225.8	56.7	0.1	97	16.0	251.6	57.6	0.3	95	17.7	211.7	56.5	0.0	97	16.3	214.2*	56.0	0.0	99
CROPLAN 3611SSRIB	96	ACC	1,2,3,4,6	17.5	229.8	55.4	0.2	99	16.5	250.2	56.1	0.3	99	17.7	238.4*	55.5	0.3	98	18.3	200.7	54.6	0.0	100
CROPLAN 3705SS	97	ACC	1,2,3,4,6	17.5	224.2	54.6	0.2	99	16.7	229.7	55.9	0.0	99	18.6	237.7*	54.1	0.6	98	17.3	205.1	53.9	0.0	100
CROPLAN X17097A VT2P	97	ACC	1,2	16.8	226.2	56.1	0.1	99	16.5	261.3*	57.3	0.3	99	17.2	241.2*	55.8	0.0	99	16.7	176.1	55.1	0.0	100
CROPLAN 3899VT2PRIB	98	ACC	1,2	18.6	226.5	54.9	0.1	97	17.2	241.9	56.3	0.3	94	19.9	230.5	54.0	0.0	98	18.8	207.2*	54.3	0.0	99
CROPLAN 4079SSRIB	100	ACC	1,2,3,4,6	17.3	227.7	54.5	1.2	97	16.8	243.4	56.3	0.3	96	18.1	240.0*	54.4	0.0	95	16.9	199.9	53.8	3.4	100
DAIRYLAND SEED DS-9599	99	C500	1,2,3,4	18.2	228.5	54.6	0.1	98	17.5	247.6	56.1	0.0	97	18.5	229.7	54.3	0.3	97	18.6	208.1*	53.5	0.0	99
DAIRYLAND SEED DS-9701RA	101	C500	1,2,3,4,6	19.5	226.0	53.4	0.1	97	18.0	245.0	54.5	0.0	97	20.5	242.6*	53.4	0.3	94	20.0	190.6	52.2	0.0	100
DEKALB DKC43-10 VT2PRIB	93	P500	1,2	16.4	215.5	54.9	0.1	95	16.2	229.5	55.8	0.4	89	18.0	231.4	55.1	0.0	96	15.0	185.5	53.8	0.0	99
DEKALB DKC46-36 SSRIB	96	P500	1,2,3,4,6	16.9	226.5	55.1	0.1	99	16.8	251.1	56.1	0.3	99	17.4	228.4	55.0	0.0	99	16.5	200.2	54.3	0.0	100
DEKALB DKC48-56 SSRIB	98	P500	1,2,3,4,6	17.3	233.7	54.9	0.0	96	16.2	245.2	55.8	0.0	94	19.2	252.5*	54.2	0.0	97	16.6	203.3	54.7	0.0	98
DEKALB DKC50-08 RIB	100	P500	1,2,3,4,6	18.1	226.5	55.0	0.2	99	17.4	252.0	55.8	0.0	99	18.6	227.4	54.5	0.0	98	18.3	200.3	54.6	0.6	100
DEKALB DKC51-40 VT2PRIB	101	P500	1,2	17.5	231.7	55.0	0.1	99	16.9	250.2	54.8	0.3	97	18.5	227.7	55.2	0.0	99	17.3	217.2*	54.9	0.0	100
DYNAGRO D375SS60	97	A500	1,2,3,4,6	17.3	235.9*	55.6	0.0	100	16.2	254.8	56.8	0.0	99	18.4	234.9	55.8	0.0	100	17.1	218.1*	54.2	0.0	100
DYNAGRO D39DC43	99	A500	1,2,5	18.2	238.5*	54.2	0.8	99	17.2	275.7**	55.8	0.0	97	19.1	247.4*	53.9	0.0	99	18.4	192.4	53.0	2.3	100
GOLDEN HARVEST G95D32-3110	95	C250	1,2,4,6	17.4	239.5*	56.3	0.9	98	17.4	255.5	57.4	1.7	98	18.2	238.7*	56.1	0.9	97	16.6	224.1*	55.5	0.3	100
GOLDEN HARVEST G96V99-3120	96	C250	1,2,4	16.9	222.3	55.2	1.6	100	17.3	240.3	56.1	2.8	100	17.6	216.4	55.1	0.6	99	16.0	210.4*	54.3	1.4	100
GOLDEN HARVEST G01P52-3011A	101	C250	1,2,3,4,5	18.2	221.6	56.1	0.2	97	17.5	250.1	57.0	0.0	99	18.4	219.6	55.8	0.6	92	18.6	195.2	55.4	0.0	99
GREAT LAKES 4452VT2RIB	94	P500	1,2	17.1	218.2	55.4	0.0	93	16.3	231.1	56.4	0.0	91	18.4	215.1	55.0	0.0	90	16.7	208.4*	54.9	0.0	97
GREAT LAKES 4548VT2RIB	95	P500	1,2	16.4	207.8	56.3	1.9	99	15.4	217.9	57.0	1.7	99	17.4	223.5	56.2	1.7	98	16.3	182.0	55.7	2.3	100
GREAT LAKES 4728VT2PRO	97	P500	1,2	17.2	231.7	56.2	0.5	97	16.5	258.4	57.1	0.0	94	18.1	235.8	56.1	0.0	99	17.2	201.0	55.2	1.4	97
GREAT LAKES 4988VT2PRO	99	P500	1,2	17.1	234.3	56.4	0.2	96	16.0	255.5	57.4	0.0	93	18.3	253.7**	55.9	0.3	96	17.1	193.8	55.7	0.3	99
GREAT LAKES 5029VT2RIB	100	P500	1,2	18.0	245.2**	55.2	0.0	97	17.2	259.0	56.7	0.0	99	19.4	251.9*	54.3	0.0	96	17.5	224.6**	54.6	0.0	97
LEGACY SEEDS L-3626 VT2P	97	P250	1,2	18.2	216.1	54.3	0.0	90	17.7	219.8	54.2	0.0	84	19.0	221.3	54.3	0.0	88	17.8	207.4*	54.4	0.0	97
LEGACY SEEDS L-3816 VT2PDG	98	P250	1,2,5	18.0	225.7	54.3	0.0	91	17.3	243.4	55.4	0.0	91	18.5	226.6	54.0	0.0	89	18.2	207.1	53.6	0.0	94
LEGACY SEEDS L-4315 GENSS	101	P250	1,2,3,4	17.1	228.3	55.1	0.5	98	16.6	257.1	56.1	0.9	99	18.4	231.1	54.6	0.3	97	16.4	196.7	54.7	0.3	98
LEGACY SEEDS L-4317 GENSS	101	P250	1,2,3,4	18.3	225.5	55.6	0.3	95	17.4	250.5	57.2	0.3	94	19.4	227.0	54.8	0.0	92	18.2	199.2	54.9	0.6	98
LEGEND 9895 VT2PRIB	95	C250	1,2	17.5	215.8	55.9	0.0	99	17.2	242.4	57.0	0.0	98	18.6	214.1	55.5	0.0	98	16.9	190.9	55.0	0.0	100
LEGEND 9798 VT2PRIB	98	C250	1,2	17.9	218.8	54.5	0.0	97	17.6	233.9	54.8	0.0	94	18.7	231.7	54.0	0.0	96	17.4	191.0	54.7	0.0	100
LEGEND 9600 GENSSRIB	100	C250	1,2,3	18.3	218.4	54.6	0.2	95	17.7	242.5	55.8	0.3	91	19.5	227.4	53.7	0.0	96	17.8	185.2	54.5	0.3	98
LEGEND 9701 GENSSRIB	101	C250	1,2,3	17.6	218.1	55.0	0.1	98	16.9	245.2	55.9	0.0	97	18.8	218.9	54.7	0.3	98	17.0	190.2	54.4	0.0	98
M&W SEEDS 47J66	94	A250	1,2	16.9	216.3	55.6	0.0	96	16.1	233.3	56.9	0.0	96	17.8	231.2	55.5	0.0	95	17.0	184.5	54.5	0.0	98

M&W SEEDS 46L43	96	A250	1,2	17.4	219.0	56.1	0.0	96	16.5	234.4	57.3	0.0	89	18.1	227.2	56.3	0.0	98	17.6	195.5	54.7	0.0	100
M&W SEEDS 45M21	100	A250	1,2	18.5	241.3*	55.8	0.0	100	17.1	252.8	56.4	0.0	100	19.0	247.1*	56.4	0.0	100	19.2	224.1*	54.6	0.0	100
M&W SEEDS 45A36	101	A250	1,2	18.4	218.4	55.5	1.0	94	17.3	220.0	56.7	1.9	91	19.5	230.9	55.0	0.6	96	18.6	204.3	54.8	0.6	97
M&W SEEDS 45N31	101	A250	1,2	16.8	217.4	55.9	0.3	98	16.9	241.0	56.3	0.0	97	17.9	218.7	56.0	0.0	98	15.7	192.4	55.5	0.9	100
NK Brand N35T-3110	95	C250	1,2,4,6	17.4	229.7	56.1	1.0	99	17.2	246.7*	57.1	1.1	99	18.2	240.4*	56.1	1.2	99	16.8	202.1	55.1	0.8	100
NK Brand N36G-3120	96	C250	1,2,4	17.2	223.4	55.1	2.8	100	17.1	256.1	55.9	3.4	99	18.2	220.5	55.2	2.8	100	16.4	193.5	54.3	2.3	100
NK Brand N45P-3122A	101	C250	1,2,3,4,5	18.6	218.4	55.8	0.0	98	17.2	243.5	56.2	0.0	99	19.8	208.9	56.1	0.0	96	18.7	202.9	55.1	0.0	100
NuTech/G2 GENETICS 5F-196™	96	P500	1,2,4	18.0	231.4	52.8	0.2	97	16.7	260.0	53.4	0.0	97	18.7	236.2*	52.6	0.6	94	18.7	198.0	52.5	0.0	100
NuTech/G2 GENETICS 5FN-5096™	96	P1250	1,2,4	18.0	212.1	55.6	0.2	92	17.1	222.0	56.7	0.0	90	19.2	228.5	54.9	0.6	93	17.8	186.0	55.4	0.0	92
NuTech/G2 GENETICS 5FN-6097™	97	P1250	1,2,4	17.4	215.0	54.5	0.0	88	17.0	215.2	55.9	0.0	82	18.4	232.3	53.6	0.0	90	16.8	197.6	54.1	0.0	92
NuTech/G2 GENETICS 5F-601™	101	P500	1,2,4	17.9	228.6	54.4	0.2	95	16.8	252.0	55.4	0.7	94	18.6	227.6	54.3	0.0	95	18.4	206.2	53.4	0.0	96
NuTech/G2 GENETICS 5F-701™	101	P500	1,2,4	17.9	217.9	56.0	0.2	93	17.2	227.2	56.6	0.7	87	19.1	246.2*	56.0	0.0	94	17.4	180.2	55.4	0.0	96
RENK RK596SSTX	97	P250	1,2	17.7	211.8	55.6	0.0	92	16.9	215.5	57.9	0.0	80	18.1	236.9*	55.0	0.0	95	18.2	183.1	54.0	0.0	100
RENK RK596SSTX	99	P500	1,2,3,4,6	17.1	220.9	55.4	0.0	98	16.6	245.8	56.2	0.0	96	17.8	215.6	54.8	0.0	99	17.0	201.4	55.3	0.0	100
RENK RK608DGV2P	100	P250	1,2,5	18.2	232.2	54.2	0.2	92	17.4	256.5	55.6	0.0	91	18.7	237.5*	54.1	0.0	90	18.6	202.5	53.0	0.6	94
RENK RK629VT3P	101	P250	1,2,3	18.3	229.6	56.3	0.4	92	17.3	249.0	57.2	1.3	86	19.6	229.4	55.8	0.0	92	17.9	210.3*	55.8	0.0	96
RUPP XRD94-83	94	A250	1,2	17.4	229.9	55.0	0.2	99	15.7	235.9	55.8	0.6	98	18.7	249.9*	54.6	0.0	98	17.7	203.9	54.6	0.0	100
RUPP XRT194-06	94	A250	1,2	17.1	222.0	56.1	0.0	99	16.6	247.4	56.6	0.0	100	17.7	222.6	56.1	0.0	98	17.1	195.9	55.5	0.0	100
RUPP XRD97-95	97	A250	1,2	16.8	232.6	55.9	0.4	98	16.2	254.7	57.3	0.3	97	18.0	241.5*	55.4	0.8	97	16.1	201.4	55.0	0.0	100
RUPP XR199-70	99	A250	1,2,3,4	16.8	205.7	55.8	0.0	94	16.1	218.1	56.5	0.0	92	18.2	230.7	55.6	0.0	93	16.0	168.5	55.2	0.0	97
RUPP XRD00-51	100	A250	1,2	17.0	217.9	56.2	0.1	98	16.3	248.8	57.4	0.0	97	17.8	220.1	56.2	0.0	98	17.1	184.9	55.2	0.3	100
SEED CONSULTANTS SC 9AGT38™	93		1,2,4	17.2	219.2	56.4	0.7	89	16.5	236.5	57.6	1.0	89	18.5	220.7	56.3	0.3	86	16.5	200.5	55.3	1.0	93
SEED CONSULTANTS SC 9AO61™	96		1,2,3,4	18.1	212.9	55.1	3.1	99	17.9	243.5	56.7	9.1	99	17.9	212.9	54.9	0.3	99	18.5	182.4	53.6	0.0	100
SEED CONSULTANTS SCS 1018YHR™	101		1,2,4	17.7	228.4	54.6	1.0	98	17.1	244.3	55.2	2.7	95	19.0	243.3*	54.7	0.3	99	17.0	197.6	54.0	0.0	100
SPECIALTY 26A236	96	P500	1,2,3,4,6	17.7	229.2	55.1	0.3	99	17.2	250.7	55.6	0.9	97	18.0	240.2*	55.5	0.0	100	18.0	196.7	54.3	0.0	100
SPECIALTY 27A427	97	P500	1,2,3,4,6	18.3	217.3	56.3	0.4	99	17.0	246.1	57.6	0.6	99	19.1	223.4	55.5	0.0	99	18.7	182.5	55.7	0.6	100
SPECIALTY 30A307	100	P500	1,2,3,4,6	18.8	221.6	55.5	0.1	99	17.2	252.4	56.5	0.0	99	19.9	218.5	55.3	0.3	97	19.3	193.8	54.6	0.0	100
AVERAGE				17.6	224.6	55.3	0.4	97	16.9	243.7	56.2	0.6	95	18.5	230.9	55.0	0.2	96	17.4	199.2	54.5	0.4	99
HIGHEST				19.5	245.2	56.7	4.8	100	18.0	275.7	57.9	9.1	100	20.5	253.7	56.5	2.8	100	20.0	224.6	56.0	6.8	100
LOWEST				16.4	205.7	52.8	0.0	88	15.4	215.2	52.9	0.0	80	17.2	208.9	52.6	0.0	86	15.0	168.5	52.2	0.0	92
CV (%)				4.9	6.4	1.3	310.3	3.8	3.8	5.1	1.4	241.5	4.6	4.4	6.6	1.2	324.8	4.2	6.1	7.5	1.2	368.2	2.1
LSD (5%)				0.6	9.6	0.5	0.9	2.5	0.8	14.6	0.9	1.8	5.1	1.0	17.7	0.8	0.8	4.7	1.2	17.4	0.8	1.7	2.5

** Highest Yielding Hybrid
* Not Significantly Different from Highest Yielding Hybrid

TABLE 2L.

BRAND / HYBRID	RM	TRT	TRAIT	Late - TRIAL AVERAGE					Allegan - Late					Ingham - Late					Saginaw - Late										
				%H2O	BU/A	Twt	%SL	%Sd	%H2O	BU/A	Twt	%SL	%Sd	%H2O	BU/A	Twt	%SL	%Sd	%H2O	BU/A	Twt	%SL	%Sd						
AGRIGOLD A6346VT2RIB	104	P500	1,2	18.1	240.3	54.6	0.5	97	17.9	255.8	54.9	0.9	96	18.3	224.8	54.3	0.0	98	19.8	248.5*	53.9	0.0	97						
AGRIGOLD A635-54VT2PRO	105	P500	1,2	19.4	253.8*	54.7	0.0	96	19.0	259.2	55.6	0.0	94	20.8	251.0*	54.0	0.0	100	19.5	217.8	56.1	0.0	97						
AGRIGOLD A636-56STX	106	P500	1,2,3,4	20.1	260.1*	54.8	0.0	98	19.4	269.3*	55.6	0.0	96	18.3	255.3	58.4	8.3	98	19.6	238.3	53.6	1.4	99						
AGRIGOLD A636-55VT2PRO	106	P500	1,2	18.9	236.5	57.3	4.1	98	18.7	237.1	55.9	0.0	97	20.2	232.2	54.0	1.7	99	19.1	228.2	52.8	0.0	96						
AgVenture AV6202ANX1	102	P250	1,2,3,4,6	19.1	230.1	55.1	0.0	90	18.6	257.0	56.3	0.0	94	20.6	230.3	53.3	0.0	97	19.6	226.0	52.2	1.4	99						
AMP A0357VT2P	103	P250	1,2	19.6	247.7	55.0	0.7	97	19.4	274.6*	55.0	0.0	99	19.6	234.6	53.5	0.0	99	20.5	222.0	54.4	1.5	94						
BECK 5460AM™*	104	PT250	1,2,4	19.5	254.6*	54.3	0.0	99	20.3	256.7	54.1	0.0	98	17.0	245.7	55.4	0.0	81	17.4	214.6	55.1	0.0	89						
BRODBECK 57RA02	102	C500	SX	20.4	227.1	53.7	1.6	98	19.1	246.5	55.2	1.8	97	19.3	258.3	55.2	0.0	92	18.6	211.7	54.5	0.0	92						
BRODBECK 9605	105	C500	1	19.9	236.4	55.1	0.8	96	19.3	250.8	55.7	0.0	98	20.3	256.7	54.1	0.0	98	23.1	241.3*	52.3	0.3	98						
BRODBECK 9808	108	C500	1	22.5	226.5	52.0	0.2	94	21.1	230.6	53.2	0.3	92	20.2	232.2	54.0	1.7	99	20.2	238.3	53.3	0.0	97						
BRODBECK 9409	109	C500	1	20.3	249.4	54.5	1.3	99	20.3	266.6	55.0	0.9	99	19.3	231.5	55.3	0.0	97	19.8	213.5	53.4	0.0	94						
CHANNEL 203-01 STXRIB	103	P500	1,2,3,4,6	18.6	234.6	53.3	0.0	93	18.2	241.0	53.8	0.0	91	19.1	228.2	52.8	0.0	96	20.1	208.9	52.3	0.0	93						
CHANNEL 204-41 STXRIB	104	P500	1,2,3,4,6	18.4	235.0	54.9	0.0	92	18.3	258.3	55.2	0.0	92	21.1	188.3	54.6	1.1	97	18.6	211.7	54.5	0.0	92						
CHANNEL 207-27 STXRIB	107	P500	1,2,3,4,6	21.7	249.0	53.2	0.1	98	20.3	256.7	54.1	0.0	98	19.8	247.5	53.4	0.0	91	21.3	252.8*	52.1	0.0	90						
CROPLAN 4020VT2P	100	ACC	1,2	17.2	230.1	55.3	0.0	85	17.0	245.7	55.4	0.0	81	17.4	214.6	55.1	0.0	89	19.6	209.3	54.2	0.6	95						
DAIRYLAND SEED DS-9802RA	102	C500	1,2,3,4,6	19.6	222.5	54.3	0.0	95	19.3	231.5	55.3	0.0	97	18.2	241.6	54.9	2.0	98	20.5	254.1*	52.7	0.0	90						
DAIRYLAND SEED DS-9804SSX	104	C500	1,2,3,4,6	19.9	226.0	53.0	0.8	89	19.8	243.2	53.7	1.5	86	18.4	270.5*	55.8	0.0	96	18.4	270.5*	55.8	0.0	96						
DAIRYLAND SEED DS-6106	106	C500	1	20.1	220.1	55.4	0.6	95	19.1	251.9	56.2	0.0	92	19.1	243.1	54.5	3.5	98	19.2	232.0	53.5	0.3	98						
DEKALB DKC52-68 VT2PRIB	102	P500	1,2	19.8	240.3	53.1	0.2	94	18.8	245.4	53.4	0.0	91	19.0	254.5	55.0	1.0	94	19.7	215.4	54.6	0.0	87						
DEKALB DKC55-84 SSRIB	105	P500	1,2,3,4,6	20.5	254.1*	52.7	0.0	90	19.8	257.5	53.4	0.0	91	21.0	228.3	54.2	3.1	100	21.0	228.3	54.2	3.1	100						
DYNAGRO D42SS61	102	A500	1,2,3,4,6	18.7	225.4	54.9	0.6	95	17.8	241.6	55.6	0.6	95	17.8	241.6	55.6	0.6	95	17.8	241.6	55.6	0.6	95						
DYNAGRO D44VC40	104	A500	1,2	19.7	252.0*	54.6	0.6	96	18.4	270.5*	55.8	0.0	96	21.1	233.5	53.4	1.2	96	21.1	233.5	53.4	1.2	96						
GOLDEN HARVEST G03C84-3120	103	C250	1,2,4	19.1	237.5	54.0	1.9	98	19.1	243.1	54.5	3.5	98	19.2	232.0	53.5	0.3	98	19.2	232.0	53.5	0.3	98						
GOLDEN HARVEST G05B91-3010	105	C250	1,2,4	19.3	235.0	54.8	0.5	90	19.0	254.5	55.0	1.0	94	19.0	254.5	55.0	1.0	94	19.7	215.4	54.6	0.0	87						
GOLDEN HARVEST G06Z97-3120	106	C250	1,2,4	20.0	241.6	54.9	2.0	98	19.0	254.8	55.6	0.9	96	20.5	246.6	53.3	0.0	98	20.5	246.6	53.3	0.0	98						
GOLDEN HARVEST G07F23-3111	107	C250	1,2,3,4,6	20.8	238.3	52.6	0.0	98	18.2	248.9	55.4	0.0	68	20.2	227.7	54.1	0.0	93	20.2	227.7	54.1	0.0	93						
GREAT LAKES 5470STXRIB	104	P500	1,2,3,6	18.8	241.7	55.5	0.0	96	18.6	254.9	56.4	0.0	96	19.0	228.4	54.7	0.0	97	19.0	228.4	54.7	0.0	97						
GREAT LAKES 5556VT2RIB	105	P500	1,2	18.0	237.2	54.2	1.1	99	17.8	243.4	54.5	1.7	99	18.3	231.0	53.9	0.6	98	18.3	231.0	53.9	0.6	98						
GREAT LAKES 5626VT2PRO	106	P500	1,2	18.6	249.5	57.4	1.1	97	18.0	270.4*	58.1	2.3	97	19.3	228.7	56.7	0.0	96	19.3	228.7	56.7	0.0	96						
LEGACY SEEDS L-5516 GENSS	105	P250	1,2,3,4	19.3	232.6	55.5	0.0	95	18.3	250.3	56.9	0.0	94	20.3	214.8	54.2	0.0	97	20.3	214.8	54.2	0.0	97						
LEGACY SEEDS L-6047 GENSS	107	P250	1,2,3,4	19.2	238.3	54.7	0.0	80	18.2	248.9	55.4	0.0	68	20.2	227.7	54.1	0.0	93	20.2	227.7	54.1	0.0	93						
LEGEND 9804 GENSSRIB	104	C250	1,2,3	19.1	242.2	55.2	0.3	93	18.1	247.7	55.8	0.0	92	20.2	236.8	54.7	0.6	95	20.2	236.8	54.7	0.6	95						
LEGEND 9705 GENSSRIB	105	C250	1,2,3	18.4	248.4	55.7	0.4	97	17.7	267.5	56.3	0.3	96	19.1	229.3	55.1	0.6	99	19.1	229.3	55.1	0.6	99						
LEGEND 9806 GENSSRIB	106	C250	1,2,3	18.7	241.0	55.0	0.0	89	18.4	253.8	55.4	0.0	85	19.1	228.2	54.6	0.0	92	19.1	228.2	54.6	0.0	92						
M&W SEEDS 45K75	102	A250	1,2,5	17.5	237.3	55.6	0.5	91	17.4	245.0	56.1	0.3	89	17.7	229.7	55.2	0.6	92	17.7	229.7	55.2	0.6	92						
M&W SEEDS 45M44	103	A250	1,2	19.0	226.9	55.4	0.2	90	18.7	220.1	55.6	0.4	85	19.4	233.7	55.2	0.0	95	19.4	233.7	55.2	0.0	95						
M&W SEEDS 45N89	104	A250	1,2	17.6	219.6	56.0	0.3	90	17.7	230.2	56.7	0.6	88	17.5	208.9	55.3	0.0	92	17.5	208.9	55.3	0.0	92						
NK Brand NK0659-3120	106	C250	1,2,4	19.5	230.5	55.2	3.4	96	19.4	242.2	55.7	1.2	93	19.6	218.7	54.7	5.7	98	19.6	218.7	54.7	5.7	98						
NK Brand N60F-3111	107	C250	1,2,3,4,6	21.1	245.9	53.0	0.4	98	20.5	258.6	53.8	0.0	97	21.6	233.2	52.2	0.8	99	21.6	233.2	52.2	0.8	99						
NuTtech/G2 GENETICS 5F-702™	102	P500	1,2,4	19.1	245.4	53.0	0.1	96	17.7	256.0	54.1	0.3	96	20.5	234.7	52.0	0.0	97	20.5	234.7	52.0	0.0	97						
NuTtech/G2 GENETICS 5F-503™	103	P500	1,2,4	18.6	240.2	55.0	0.5	96	18.1	250.6	55.6	0.9	94	19.1	229.8	54.4	0.0	97	19.1	229.8	54.4	0.0	97						
NuTtech/G2 GENETICS X5LN-0308™	103	PT250	1,2,4	18.7	226.3	54.8	0.0	80	17.9	245.4	55.2	0.0	82	19.5	207.1	54.3	0.0	78	19.5	207.1	54.3	0.0	78						
NuTtech/G2 GENETICS 5F-504™	104	P500	1,2,4	19.4	260.0*	53.9	0.0	97	19.0	284.9**	54.6	0.0	97	19.8	235.1	53.3	0.0	97	19.8	235.1	53.3	0.0	97						
NuTtech/G2 GENETICS 5H-806™	104	P500																											

		2 Year Averages 2017 - 2016																							
		Late - TRIAL AVERAGE						Alleghan - Late						Ingham - Late						Saginaw - Late					
BRAND/HYBRID	RM	TRT	TRAIT	%H2O	BU/A	Twt	%SL	%Sd	%H2O	BU/A	Twt	%SL	%Sd	%H2O	BU/A	Twt	%SL	%Sd	%H2O	BU/A	Twt	%SL	%Sd		
NuTech/G2 GENETICS 5LB-1606™	106	P500	1,2,4	19.5	225.5	54.8	1.1	88	18.8	223.5	55.5	2.2	82	20.2	227.6	54.2	0.0	93							
RENK RK642SSTX	103	P500	1,2,3,4,6	18.9	244.4	55.0	0.6	95	18.2	256.0	56.2	0.9	97	19.7	232.8	53.9	0.3	93							
RENK RK675DGV2P	103	P250	1,2,5	18.4	236.5	55.0	0.0	88	18.1	252.9	55.7	0.0	88	18.7	220.1	54.3	0.0	87							
RENK RK680SSTX	103	P500	1,2,3,4,6	18.5	228.0	54.6	0.2	90	17.6	231.7	55.1	0.3	88	19.3	224.4	54.1	0.0	92							
RENK RK717SSTX	105	P500	1,2,3,4,6	17.8	243.5	56.1	0.7	95	17.7	264.6	56.3	1.5	95	17.9	222.5	55.9	0.0	94							
RUPP XRD05-04	105	A250	1,2	19.0	242.1	55.7	1.6	98	18.4	243.1	56.5	2.6	96	19.6	241.1*	54.9	0.6	100							
SPECIALTY 32A323	102	P500	STXRIB	19.5	241.9	53.3	0.0	97	19.0	249.4	53.5	0.0	94	20.1	234.4	53.1	0.0	99							
SPECIALTY 32A886	102	P500	STXRIB	19.5	261.5**	54.4	0.0	97	18.8	266.0	55.3	0.0	95	20.2	257.1**	53.5	0.0	99							
SPECIALTY 34A007	104	P500	STXRIB	18.3	248.8	55.3	0.0	97	17.8	261.3	56.5	0.0	94	18.8	236.3	54.2	0.0	99							
AVERAGE				19.3	239.2	54.6	0.6	94	18.7	251.4	55.3	0.7	93	19.9	227.1	53.9	0.4	95							
HIGHEST				22.5	261.5	57.4	4.1	99	21.1	284.9	58.4	8.3	99	23.9	257.1	56.7	5.7	100							
LOWEST				17.2	219.6	52.0	0.0	80	17.0	220.1	53.2	0.0	68	17.4	188.3	50.9	0.0	78							
CV (%)				4.8	5.8	1.5	316.3	5.6	3.6	5.4	1.5	243.5	6.8	5.6	6.1	1.5	444.1	4.1							
LSD (5%)				0.8	11.4	0.7	1.5	4.3	0.8	15.8	1.0	2.1	7.4	1.3	16.3	1.0	2.2	4.6							

** Highest Yielding Hybrid
* Not Significantly Different from Highest Yielding Hybrid

TABLE 3E. HURON, MASON & MONTCALM COUNTY GRAIN TRIALS - EARLY (97 Day and Earlier) ZONE 3

2017		Early - TRIAL AVERAGE						Huron - Early				Mason - Early				Montcalm - Early							
BRAND / HYBRID	TRT	RM	TRAIT	%H2O	BUJA	Twt	%SL	%Sd	%H2O	BUJA	Twt	%SL	%Sd	%H2O	BUJA	Twt	%SL	%Sd	%H2O	BUJA	Twt	%SL	%Sd
AgVenture R5015AM	P250	95	1,2,4,6	20.1	207.1	50.8	4.7	97	18.9	181.7	50.6	12.5	98	20.1	258.4	50.8	1.4	96	21.2	181.3	50.9	0.3	98
AgVenture AV5096AM	P250	96	1,2,4,6	22.8	221.2	50.1	0.7	93	22.9	117.3*	49.9	0.6	96	22.6	267.4	49.9	0.0	91	22.9	185.0	50.4	1.5	94
AMP A9436VT2P	P250	94	1,2	20.1	208.6	52.5	2.0	98	19.5	211.3*	52.3	5.9	99	20.5	248.1	52.5	0.0	96	20.2	180.0	52.6	0.0	98
BECK 4323VR	P1250	93	1,2,4,6	19.6	207.1	54.1	8.3	98	19.1	185.7	54.4	12.2	99	19.7	257.9	54.1	0.3	97	20.0	177.6	53.7	12.4	97
BECK 4636V2P	P1250	96	1,2	21.0	234.7**	53.0	0.7	99	21.6	212.2*	52.5	1.7	100	20.1	284.4**	53.2	0.0	97	21.3	207.4**	53.2	0.6	99
CROPLAN 3399SS/RIB	ACC	93	1,2,3,4,6	21.3	212.3	52.2	1.5	96	19.9	196.3	52.7	4.6	98	21.2	258.8	52.5	0.0	95	22.9	181.9	51.5	0.0	94
CROPLAN 3499VT3P/RIB	ACC	94	1,2,3	20.3	210.3	53.2	1.4	97	20.0	205.0*	53.0	3.7	98	20.2	245.7	53.5	0.0	96	20.6	180.3	53.2	0.6	97
CROPLAN X17095A VT2P	ACC	95	1,2	20.2	224.3	53.4	1.3	95	19.9	216.4*	53.1	3.7	98	20.2	271.7*	53.6	0.0	92	20.6	184.7	53.6	0.3	96
CROPLAN 3611SS/RIB	ACC	96	1,2,3,4,6	20.8	212.7	52.8	0.8	98	20.5	199.5	52.4	2.3	99	20.6	265.8	53.1	0.0	96	21.3	172.7	53.0	0.0	99
CROPLAN 3705SS	ACC	97	1,2,3,4,6	21.0	210.3	52.0	1.9	97	20.5	184.5	51.6	5.7	100	21.1	266.7	52.3	0.0	92	21.4	179.7	52.1	0.0	99
CROPLAN X17097A VT2P	ACC	97	1,2	21.6	213.1	52.8	0.2	98	21.1	197.2	52.8	0.6	98	21.4	259.3	53.2	0.0	97	22.3	182.7	52.6	0.0	99
DAIRYLAND SEED DS-6091	C500	91	1	19.5	198.3	54.7	29.0	99	18.6	179.1	54.8	72.8	100	20.1	237.7	54.9	6.0	99	19.8	178.1	54.3	8.2	99
DAIRYLAND SEED DS-7294	C500	94	1,2,4,6	19.2	215.8	54.2	3.1	99	18.5	180.1	54.5	9.2	99	19.3	269.7*	54.1	0.0	98	19.7	197.6*	53.9	0.0	99
DEKALB DKC43-10 VT2PRIB	P500	93	1,2	19.8	216.8	52.3	1.3	95	19.3	203.8*	52.7	3.2	98	19.8	253.6	52.5	0.3	94	20.5	193.1*	51.8	0.3	94
DEKALB DKC46-36 SSRIB	P500	96	1,2,3,4,6	20.8	214.8	52.1	0.3	100	20.7	214.2*	51.9	0.3	100	20.4	257.6	52.4	0.0	99	21.4	172.7	52.0	0.6	100
DYNAGRO D33QZ23	A500	93	1,2,5,6	19.3	205.2	54.3	4.8	89	18.8	181.7	54.4	14.2	90	19.8	254.9	54.0	0.0	94	19.4	179.1	54.5	0.3	82
DYNAGRO D34V0C54	A500	94	1,2	19.9	216.1	51.8	6.7	99	20.0	202.2*	51.6	20.2	100	19.3	268.8*	52.2	0.0	98	20.5	177.3	51.7	0.0	99
DYNAGRO D37SS60	A500	97	1,2,3,4,6	20.2	216.0	52.6	1.1	98	17.9	192.2	52.3	6.1	100	20.0	274.8*	52.7	0.0	94	20.8	181.0	52.9	0.3	99
GOLDEN HARVEST G89A09-3010	C250	89	1,2,4	18.9	214.0	53.6	2.5	96	17.9	191.2	54.2	6.8	100	19.1	259.5	52.9	0.3	91	19.6	191.4	53.8	0.6	96
GOLDEN HARVEST G90Y04-3110A	C250	92	1,2,4,5,6	19.5	198.1	54.2	8.2	98	18.5	158.7	54.5	22.2	100	20.1	259.6	54.2	0.6	97	19.8	175.9	54.1	1.8	98
GOLDEN HARVEST G95D32-3110	C250	95	1,2,4,6	21.0	220.2	53.1	8.1	98	20.3	191.2	52.8	23.0	100	21.2	264.5	53.7	0.0	97	21.5	205.1*	52.8	1.4	98
GOLDEN HARVEST G96V99-3120	C250	96	1,2,4	19.9	200.4	53.1	9.7	97	19.1	188.2	52.6	13.8	100	20.2	234.5	52.8	14.3	96	20.5	178.4	53.8	1.2	96
GREAT LAKES 4062VT2RIB	P500	90	1,2	19.9	209.6	52.1	1.0	98	19.2	175.3	52.5	2.5	99	20.1	260.9	52.5	0.6	95	20.5	192.5*	51.2	0.0	99
GREAT LAKES 4250VT2RIB	P500	92	1,2	18.3	207.0	52.9	2.1	97	18.5	194.9	53.0	5.4	99	17.8	254.2	52.5	0.6	94	18.6	172.0	53.2	0.3	96
GREAT LAKES 4452VT2RIB	P500	94	1,2	21.1	205.5	51.9	1.5	91	20.5	201.9*	51.6	4.6	92	21.3	237.9	51.8	0.0	94	21.5	176.7	52.4	0.0	87
GREAT LAKES 4548VT2RIB	P500	95	1,2	19.4	202.4	53.7	17.5	99	18.6	163.1	53.9	48.1	100	19.4	257.5	53.5	4.5	97	20.2	186.8	53.7	0.0	99
GREAT LAKES 4728VT2PPO	P500	97	1,2	20.1	220.0	53.1	3.1	98	19.6	199.7	52.4	8.9	98	19.6	270.6*	54.1	0.0	97	20.3	189.8	52.8	0.3	100
LEGACY SEEDS L-3715 GENSS	P250	96	1,2,3,4	20.0	212.6	52.7	3.3	98	19.5	197.7	52.6	9.9	99	20.3	251.1	52.2	0.0	97	20.3	188.9	53.5	0.0	98
LEGACY SEEDS L-3626 VT2P	P250	97	1,2	22.1	213.0	52.4	1.3	95	21.1	203.1*	54.4	3.5	95	22.0	267.7	51.8	0.0	95	23.1	168.2	50.9	0.3	96
NK Brand NK8920-3010	C250	89	1,2,4	18.4	203.1	53.8	8.7	97	17.2	173.9	53.9	24.7	100	18.9	252.3	53.6	0.6	97	19.1	183.2	53.9	0.6	95
NK Brand N27P-3110A	C250	92	1,2,4,5,6	19.5	212.7	54.3	5.5	98	18.5	192.9	54.4	13.2	100	20.5	256.7	54.3	0.0	94	19.6	188.4	54.1	3.4	99
NK Brand N35T-3110	C250	95	1,2,4,6	20.9	212.5	52.9	7.6	98	21.2	185.1	52.7	20.0	100	19.8	257.6	53.6	0.0	94	21.6	195.0*	52.4	2.8	99
NK Brand N36G-3120	C250	96	1,2,4	20.1	201.1	53.0	7.7	96	19.2	186.5	53.2	13.5	100	20.1	235.0	52.8	8.0	90	20.9	182.0	53.0	1.4	99
NuTech/G2 GENETICS 5F-196™	P500	96	1,2,4	22.1	219.1	50.3	2.3	95	21.4	193.8	50.4	5.7	99	22.0	278.9*	51.2	1.3	91	22.8	184.7	49.3	0.0	97
NuTech/G2 GENETICS 5FN-5096™	P1250	96	1,2,4	22.2	203.8	52.4	0.9	96	21.2	184.3	52.2	1.8	94	23.2	237.2	52.6	0.3	96	22.2	189.9	52.5	0.6	99
NuTech/G2 GENETICS 5FN-6097™	P1250	97	1,2,4	21.1	208.4	51.8	2.1	89	20.8	195.3	51.8	2.3	88	20.7	243.5	52.6	0.0	97	21.9	186.5	51.2	3.9	82
RENK RK287VT2P	P250	87	1,2	19.0	202.9	53.0	2.7	99	17.5	181.1	53.1	7.3	100	19.5	248.7	53.0	0.3	96	20.1	178.7	52.7	0.6	100
RENK RK408RR	P250	90	1	19.7	210.3	52.3	2.9	96	18.0	198.2	52.2	8.2	100	20.1	271.5*	52.2	0.0	95	21.1	161.3	52.4	0.6	95
RENK RK433RR	P250	92	1	19.8	212.8	52.8	2.2	99	18.9	209.8*	52.7	6.2	99	20.2	251.4	52.9	0.3	97	20.4	177.2	52.9	0.0	100
RENK RK522SSTX	P500	94	1,2,3,4,6	20.5	213.2	51.6	0.9	97	18.6	198.4	52.3	2.3	98	21.1	254.1	51.3	0.3	96	21.8	187.1	51.3	0.0	96
RENK RK566SSTX	P500	94	1,2,3,4,6	19.9	219.3	52.5	2.1	97	19.4	194.5	52.7	6.0	98	20.1	278.7*	52.3	0.0	96	20.2	184.5	52.6	0.3	97
RENK RK568VT3P	P250	95	1,2,3	20.4	209.4	53.7	0.8	100	20.7	216.6**	53.3	1.4	100	20.5	240.7	53.1	0.9	100	20.7	170.9	54.7	0.0	99
RENK RK596SSTX	P250	97	1,2	20.4	214.6	52.4	0.4	97	19.7	189.4	53.0	1.1	99	21.1	268.3	51.8	0.0	96	20.5	186.1	52.4	0.0	95
RUPP XRD94-83	A250	94	1,2	20.6	208.0	52.0	10.9	99	19.6	188.1	52.3	32.3	100	20.4	262.3	52.0	0.3	98	21.7	173.6	51.8	0.0	100
RUPP XRT94-06	A250	94	1,2	20.5	212.0	53.0	1.1	95	19.8	214.0*	53.1	3.1	100	20.8	244.3	52.9	0.4	85	20.8	177.6	52.9	0.0	100

RUPP XRD97-95		97	A250	1,2	21.2	215.9	52.8	1.8	96	21.2	207.9*	52.5	5.4	99	20.9	261.4	53.2	0.0	94	21.6	178.3	52.8	0.0	96
AVERAGE					20.3	211.4	52.7	4.1	97	19.7	193.8	52.8	10.4	98	20.4	257.9	52.8	0.9	95	20.9	182.7	52.7	1.0	97
HIGHEST					22.8	234.7	54.7	29.0	100	22.9	216.6	54.8	72.8	100	23.2	284.4	54.9	14.3	100	23.1	207.4	54.7	12.4	100
LOWEST					18.3	198.1	50.1	0.2	89	17.2	158.7	49.9	0.3	88	17.8	234.5	49.9	0.0	85	18.6	161.3	49.3	0.0	82
CV (%)					4.2	6.3	1.7	200.5	3.9	4.3	6.5	2.0	128.5	2.6	4.2	5.3	1.2	253.5	5.0	4.1	7.3	1.8	433.1	3.7
LSD (5%)					0.6	9.0	0.6	5.5	2.5	1.0	14.8	1.2	15.7	3.0	1.0	16.0	0.8	2.7	5.5	1.0	15.6	1.1	5.0	4.2

2 Year Averages 2017 - 2017		Early - TRIAL AVERAGE					Huron - Early					Mason - Early					Montcalm - Early						
BRAND / HYBRID	RM	TRT	TRAIT	%H2O	BU/A	Twt	%SL	%Sd	%H2O	BU/A	Twt	%SL	%Sd	%H2O	BU/A	Twt	%SL	%Sd	%H2O	BU/A	Twt	%SL	%Sd
BECK 4323VR	93	P1250	1,2,4,6	19.3	199.6	54.6	5.2	97	17.9	168.4	56.0	8.2	97	20.4	244.4	54.2	1.1	95	19.6	186.0	53.6	6.5	99
CROPLAN 3399SS/RIB	93	ACC	1,2,3,4,6	20.1	211.7*	53.1	1.1	97	18.4	190.5*	54.3	2.4	99	21.3	256.7*	52.5	0.6	96	20.7	187.9	52.4	0.4	97
CROPLAN 3499VT3P/RIB	94	ACC	1,2,3	19.7	207.3	53.5	0.8	98	18.5	191.6*	54.7	1.8	99	20.5	241.3	53.5	0.2	95	20.1	189.0	52.3	0.3	99
CROPLAN 3611SS/RIB	96	ACC	1,2,3,4,6	20.0	209.9*	53.3	0.7	97	19.0	194.0*	54.3	1.4	99	21.0	247.9	52.8	0.6	92	20.0	188.0	52.8	0.0	99
DAIRYLAND SEED DS-7294	94	C500	1,2,4,6	19.3	205.4	54.4	2.5	99	17.7	163.1	56.0	7.4	99	20.2	255.6*	54.1	0.0	97	19.8	197.7*	53.2	0.0	99
DEKALB DKC46-36 SSRIB	96	P500	1,2,3,4,6	20.1	214.5**	52.5	0.3	100	19.0	197.5*	53.6	0.1	99	20.6	254.7*	52.4	0.4	99	20.6	191.5*	51.7	0.3	100
DYNAGRO D34VC54	94	A500	1,2,	19.5	211.7*	52.4	3.8	97	18.4	193.8*	53.1	10.7	100	19.7	258.3*	52.7	0.3	93	20.5	182.9	51.4	0.4	100
DYNAGRO D37SS60	97	A500	1,2,3,4,6	19.8	214.2*	53.1	0.7	97	18.8	189.7*	54.1	1.6	100	20.7	255.3*	52.8	0.5	92	20.1	197.5*	52.5	0.1	100
GOLDEN HARVEST G90Y04-3110A	92	C250	1,2,4,5,6	19.4	197.4	54.6	4.8	97	17.8	164.8	56.0	12.8	100	20.8	246.6	54.3	0.7	93	19.5	180.9	53.3	1.0	99
GOLDEN HARVEST G95D32-3110	95	C250	1,2,4,6	20.5	210.4*	53.7	4.1	96	19.0	183.1	54.7	11.5	98	21.5	245.8	54.0	0.1	90	21.1	202.3**	52.5	0.7	99
GREAT LAKES 4452VT2RIB	94	P500	1,2	19.9	212.1*	52.7	0.9	95	18.5	192.4*	53.7	2.6	96	21.0	246.2	52.1	0.2	96	20.3	197.7*	52.3	0.0	93
LEGACY SEEDS L-3715 GENSS	96	P250	1,2,3,4	19.4	211.7*	53.3	1.8	97	18.2	188.9*	54.4	5.1	99	20.5	247.6	52.6	0.5	93	19.6	198.5*	53.0	0.0	99
NK Brand N27P-3110A	92	C250	1,2,4,5,6	19.2	208.1*	54.6	3.1	98	17.8	181.0	56.0	7.0	100	20.7	248.2	54.3	0.5	93	19.0	195.1*	53.7	1.7	100
NK Brand N35T-3110	95	C250	1,2,4,6	20.2	206.0	53.5	3.8	96	19.3	180.4	54.7	10.0	100	20.5	250.4*	53.6	0.0	91	21.0	187.3	52.0	1.4	97
NuTech/G2 GENETICS 5F-196™	96	P500	1,2,4	21.2	211.6*	50.7	1.3	95	19.4	186.0	52.4	2.9	97	22.1	262.1**	50.7	0.7	89	22.1	186.6	49.2	0.4	98
RENK RK522SSTX	94	P500	1,2,3,4,6	19.5	209.0*	52.5	0.7	96	17.7	185.4	53.9	1.6	98	21.0	246.9	52.0	0.6	94	19.7	194.7*	51.5	0.0	97
RENK RK566SSTX	94	P500	1,2,3,4,6	19.5	214.1*	53.2	1.0	94	18.2	188.0	54.6	3.0	96	20.6	260.4*	52.2	0.0	90	19.8	194.1*	52.6	0.1	96
RUPP XRT94-06	94	A250	1,2	19.8	209.9*	53.4	0.7	96	18.4	198.0**	54.6	1.5	98	21.0	242.6	53.2	0.5	90	19.9	189.3	52.4	0.0	100
AVERAGE				19.8	209.1	53.3	2.1	97	18.4	185.4	54.5	5.1	99	20.8	250.6	53.0	0.4	93	20.2	191.5	52.4	0.7	98
HIGHEST				21.2	214.5	54.6	5.2	100	19.4	198.0	56.0	12.8	100	22.1	262.1	54.3	1.1	99	22.1	202.3	53.7	6.5	100
LOWEST				19.2	197.4	50.7	0.3	94	17.7	163.1	52.4	0.1	96	19.7	241.3	50.7	0.0	89	19.0	180.9	49.2	0.0	93
CV (%)				4.0	6.4	1.5	194.4	5.0	3.7	6.3	1.5	123.4	2.9	3.5	5.7	1.3	364.2	7.5	4.6	7.2	1.8	401.9	3.4
LSD (5%)				0.4	6.4	0.4	2.9	2.3	0.6	9.9	0.7	7.9	2.4	0.6	11.9	0.6	2.5	5.8	0.8	11.1	0.8	2.5	2.7

** Highest Yielding Hybrid
* Not Significantly Different from Highest Yielding Hybrid

TABLE 3L.

2017			Late - TRIAL AVERAGE						Huron - Late						Mason - Late						Montcalm - Late					
BRAND / HYBRID	RM	TRT	TRAIT	%H2O	BUJA	Twt	%SL	%Sd	%H2O	BUJA	Twt	%SL	%Sd	%H2O	BUJA	Twt	%SL	%Sd	%H2O	BUJA	Twt	%SL	%Sd			
AgVenture AV5799AMX	99	P250	1,2,3,4,6	23.4	220.4*	52.5	1.4	94	24.4	210.5*	52.1	2.9	97	23.1	263.3	52.7	1.3	93	22.6	187.5*	52.8	0.0	94			
AgVenture AV6202AMXT	102	P250	1,2,3,4,6	23.8	210.7	52.7	2.3	95	24.2	192.5	52.9	3.1	100	22.9	267.4	52.8	1.6	92	24.3	172.2	52.3	2.1	93			
AMP A6101VT2P	101	P250	1,2	23.3	216.3*	51.9	0.2	90	24.6	206.7*	51.9	0.6	93	22.1	250.8	52.0	0.0	89	23.1	191.4*	51.8	0.0	89			
AMP A9826VT2P	98	P250	1,2	21.7	218.7*	52.5	0.8	96	21.6	203.0*	53.0	2.5	98	21.4	257.8	52.3	0.0	93	22.2	195.4*	52.1	0.0	96			
AMP A0357VT2P	103	P250	1,2	24.4	218.2*	52.3	1.3	97	24.4	195.8	52.3	3.0	98	23.8	281.2*	53.1	0.9	95	24.9	177.7	51.7	0.0	99			
BECK 4824BR	98	PT250	1,2,4,6	20.9	192.5	52.7	7.1	99	20.4	173.7	52.8	13.3	100	20.5	217.6	53.2	6.7	97	21.8	186.1*	52.2	1.4	100			
BECK 5113AMXT™*	101	PT250	1,2,3,4	23.6	220.7*	52.6	1.1	98	25.6	192.9	51.9	2.0	100	22.6	271.5*	52.6	1.5	95	22.6	197.7*	53.2	0.0	99			
BRODBECK 57RA02	102	C500	SX	25.0	203.0	51.2	3.2	98	25.8	197.1	50.9	6.2	100	22.6	244.6	52.2	3.5	93	26.6	167.4	50.5	0.0	99			
BRODBECK 9605	105	C500	1	24.7	213.8	52.4	4.7	98	24.8	192.2	52.3	12.9	99	25.0	264.9	53.2	0.3	97	24.2	184.4*	51.8	0.8	98			
CROPLAN 3899VT2P/RIB	98	ACC	1,2	23.1	210.8	51.4	2.8	96	23.0	192.6	51.6	7.7	99	23.0	252.2	51.7	0.6	93	23.5	187.6*	50.9	0.0	96			
CROPLAN 4079SS/RIB	100	ACC	1,2,3,4,6	22.3	218.7*	51.2	3.2	93	20.9	212.4**	51.9	9.0	98	21.9	257.1	51.4	0.6	83	24.0	186.6*	50.4	0.0	98			
CROPLAN 4020VT2P	100	ACC	1,2	21.9	204.8	52.9	1.8	91	22.5	200.1*	53.3	3.1	91	20.9	241.0	52.4	0.6	92	22.5	173.4	53.0	1.8	89			
DAIRYLAND SEED DS-9599	99	C500	1,2,3,4	22.8	211.2	51.3	1.4	98	22.3	193.3	51.6	3.5	98	23.1	244.3	52.4	0.0	98	22.9	195.9*	49.9	0.9	97			
DAIRYLAND SEED DS-9701RA	101	C500	1,2,3,4,6	24.4	215.3*	51.1	0.5	97	23.1	194.6	51.3	1.5	97	24.8	255.4	51.7	0.0	96	25.5	195.9*	50.4	0.0	99			
DAIRYLAND SEED DS-9802RA	102	C500	1,2,3,4,6	24.3	191.5	51.2	0.5	92	24.0	177.9	51.3	0.6	100	22.9	235.6	52.0	0.0	76	25.9	161.1	50.3	0.9	100			
DAIRYLAND SEED DS-9804SSX	104	C500	1,2,3,4,6	25.2	216.7*	50.8	4.8	95	24.4	211.9*	50.3	7.3	96	25.2	242.7	51.7	1.7	96	25.9	195.5*	50.3	5.5	94			
DEKALB DKC48-56 SSRIB	98	P500	1,2,3,4,6	21.7	219.2*	52.1	0.6	93	20.9	207.0*	52.2	1.8	96	22.0	268.7	52.4	0.0	92	22.3	181.9	51.8	0.0	92			
DEKALB DKC50-08 RIB	100	P500	1,2,3,4,6	22.9	222.6*	51.8	1.2	98	23.0	207.4*	52.0	3.5	99	22.7	263.9	52.4	0.0	96	23.1	196.5*	51.0	0.0	99			
DEKALB DKC51-40 VT2PRIB	101	P500	1,2	22.3	223.5**	52.0	2.3	99	21.9	196.7	52.6	6.8	99	21.8	288.5**	52.0	0.0	99	23.3	185.5*	51.4	0.0	99			
DYNAGRO D39DC43	99	A500	1,2,5	23.7	219.7*	51.3	1.4	98	23.5	199.7*	51.4	4.3	99	23.1	267.0	51.3	0.0	96	24.3	192.4*	51.2	0.0	98			
DYNAGRO D42SS61	102	A500	1,2,3,4,6	24.1	210.7	51.2	0.3	98	24.1	201.8*	51.9	0.0	97	23.5	246.6	51.9	0.9	97	24.8	183.8	50.0	0.0	99			
GOLDEN HARVEST G01P52-3011A	101	C250	1,2,3,4,5	23.4	195.9	52.9	0.2	96	23.4	182.3	52.6	0.0	99	23.1	234.0	53.7	0.6	91	23.8	171.2	52.5	0.0	97			
GREAT LAKES 4988VT2PRO	99	P500	1,2	22.4	206.9	52.9	2.7	96	22.0	190.4	53.5	7.4	99	21.8	244.5	53.5	0.6	94	23.3	185.8*	51.6	0.0	96			
GREAT LAKES 5029VT2RIB	100	P500	1,2	22.4	210.8	52.1	0.4	94	21.3	191.3	52.5	0.9	97	22.8	251.7	51.9	0.0	93	23.1	189.6*	51.8	0.3	94			
LEGACY SEEDS L-3816 VT2PDG	98	P250	1,2,5	23.0	216.5*	51.0	1.3	93	23.0	205.8*	51.5	3.8	96	22.8	256.7	51.4	0.0	89	23.2	187.1*	50.2	0.0	93			
LEGACY SEEDS L-3916 GENSS	99	A500	1,2,3,4	22.2	200.5	52.4	0.7	96	22.5	204.8*	52.2	0.6	98	21.0	241.8	53.0	0.3	94	23.1	155.0	52.1	1.1	96			
LEGACY SEEDS L-4317 GENSS	101	P250	1,2,3,4	23.5	204.7	52.6	2.4	94	23.2	187.4	53.0	7.3	96	23.7	250.7	52.3	0.0	90	23.6	175.9	52.6	0.0	97			
NuTech/G2 GENE TIC S 5F-601™	101	P500	1,2,4	24.8	206.5	51.8	2.2	93	27.5	186.7	51.2	2.9	96	22.8	253.9	52.3	3.8	90	24.0	178.9	51.8	0.0	95			
NuTech/G2 GENE TIC S 5F-701™	101	P500	1,2,4	23.3	213.4	52.8	2.2	87	24.2	202.6*	52.1	2.5	91	22.2	238.9	53.6	3.2	74	23.5	198.8**	52.8	0.9	96			
RUPP XRD00-51	100	A250	1,2	22.5	212.1	53.1	0.6	98	22.7	206.9*	53.0	0.6	100	20.9	238.5	53.5	1.2	96	24.0	191.1*	52.9	0.0	98			
RUPP XRD02-93	102	A250	1,2	23.3	216.8*	52.5	5.5	96	24.1	199.3*	52.3	15.0	97	22.4	261.6	53.3	0.0	96	23.5	189.4*	52.1	1.5	96			
AVERAGE				23.2	211.7	52.0	2.0	95	23.3	197.3	52.1	4.4	98	22.7	253.4	52.4	1.0	92	23.7	184.5	51.6	0.6	96			
HIGHEST				25.2	223.5	53.1	7.1	99	27.5	212.4	53.5	15.0	100	25.2	288.5	53.7	6.7	99	26.6	198.8	53.2	5.5	100			
LOWEST				20.9	191.5	50.8	0.2	87	20.4	173.7	50.3	0.0	91	20.5	217.6	51.3	0.0	74	21.8	155.0	49.9	0.0	89			
CV (%)				4.8	6.5	1.5	152.7	8.2	4.8	6.4	1.2	102.0	2.8	4.2	6.3	1.2	177.2	13.7	5.3	6.7	2.0	367.6	4.2			
LSD (5%)				0.8	9.3	0.5	2.0	5.3	1.3	14.8	0.7	5.3	3.2	1.1	18.6	0.8	2.0	14.9	1.5	14.5	1.2	2.4	4.7			

2 Year Averages 2017 - 2016

BRAND / HYBRID	RM	TRT	TRAIT	Late - TRIAL AVERAGE				Huron - Late				Mason - Late				Montcalm - Late							
				%H2O	BU/A	Twt	%SL	%Sd	%H2O	BU/A	Twt	%SL	%Sd	%H2O	BU/A	Twt	%SL	%Sd	%H2O	BU/A	Twt	%SL	%Sd
DAIRYLAND SEED DS-9599	99	C500	1,2,3,4	22.0	205.0	51.5	1.4	97	20.5	194.0*	52.7	1.7	98	23.1	228.8	51.7	2.1	95	22.4	192.2*	50.0	0.4	98
DYNAGRO D39DC43	99	A500	1,2,5	22.4	221.1**	51.4	0.7	97	20.8	200.4**	52.6	2.1	98	23.1	261.0**	51.1	0.0	96	23.2	201.9**	50.5	0.0	98
GREAT LAKES 5029VT2RIB	100	P500	1,2	21.6	209.1	52.2	0.9	95	19.6	189.1	53.8	0.5	97	22.9	246.8	51.8	2.2	94	22.5	191.5*	51.1	0.1	95
RUPP XRD00-51	100	A250	1,2	21.9	210.0	53.0	0.3	98	20.6	197.0*	54.2	0.3	99	22.1	239.9	52.8	0.6	96	22.9	193.0*	52.0	0.0	98
RUPP XRD02-93	102	A250	1,2	22.9	212.6	52.9	2.8	93	22.0	194.3*	53.6	7.6	96	23.3	247.7	52.9	0.0	88	23.3	195.8*	52.3	0.7	96
AVERAGE				22.1	211.5	52.2	1.2	96	20.7	194.9	53.4	2.5	97	22.9	244.8	52.1	1.0	94	22.9	194.9	51.2	0.3	97
HIGHEST				22.9	221.1	53.0	2.8	98	22.0	200.4	54.2	7.6	99	23.3	261.0	52.9	2.2	96	23.3	201.9	52.3	0.7	98
LOWEST				21.6	205.0	51.4	0.3	93	19.6	189.1	52.6	0.3	96	22.1	228.8	51.1	0.0	88	22.4	191.5	50.0	0.0	95
CV (%)				4.2	6.3	1.5	184.1	6.5	3.9	5.7	1.2	90.3	3.1	3.7	6.2	1.2	396.7	10.6	4.9	7.0	1.9	339.1	3.5
LSD (5%)				0.5	6.4	0.4	1.6	3.0	0.7	9.2	0.5	2.8	2.5	0.7	12.8	0.5	3.5	8.1	1.0	10.7	0.8	1.3	2.7

** Highest Yielding Hybrid
 * Not Significantly Different from Highest Yielding Hybrid

CODES NUMBERS FOR HYBRID TRAITS

Code Num.	Traits & Resistant Events
1	Glyphosate
2	European Corn Borer
3	Corn Rootworm
4	Liberty Link
5	Clearfield, IMI, IT, IR
6	Western Bean Cutworm
7	Brown Mid Rib
8	Leafy
9	High Oil
10	Waxy
11	HTF High Total Fermentable
12	HAE High Available Energy
13	HES High Extractable Starch
14	Other

TREATMENT CODES FOR SEED APPLIED INSECTICIDES

TRT	Seed Treatment	Chemical Rate
	No Seed Insecticide Applied	
C125	Cruiser® 125	0.125 mg Thiamethoxan per kernal
C250	Cruiser® 250	0.250 mg Thiamethoxan per kernal
C1250	Cruiser® 1250	1.25 mg Thiamethoxan per kernal
P250	Poncho® 250	0.25 mg Clothianidian per kernal
P1250	Poncho® 1250	1.25 mg Clothianidian per kernal
Cruiser® is a registered trademark of Syngenta Group Company Poncho® is a registered trademark of Gustafson LLC		



TABLE 4E. IOSCO, PRESQUE ISLE & WEXFORD COUNTY GRAIN TRIALS - EARLY (92 Day and Earlier) ZONE 4

2017		TRIAL AVERAGE												Iosco - Early			Presque Isle - Early			Wexford - Early			
BRAND / HYBRID	RM	TRT	TRAIT	%H2O	BU/A	Twt	%SL	%Sd	%H2O	BU/A	Twt	%SL	%Sd	%H2O	BU/A	Twt	%SL	%Sd	%H2O	BU/A	Twt	%SL	%Sd
DYNAGRO D25VC45	85	A500	1,2	19.3	217.3	52.8	0.8	99	19.9	219.6 *	53.0	2.5	100	23.2	233.8	52.2	0.0	99	15.0	198.3 *	53.0	0.0	98
DYNAGRO D27VC47	87	A500	1,2	19.8	188.7	53.6	1.7	97	20.9	184.0	53.7	3.9	99	22.5	209.8	52.9	0.0	96	16.1	172.5	54.1	1.1	97
GREAT LAKES 3622VT2RIB	86	P500	1,2	18.9	202.8	54.6	2.4	99	19.5	214.2 *	55.2	5.6	99	20.8	229.6	53.9	0.0	99	16.4	164.7	54.7	1.7	99
GREAT LAKES 3870VT2RIB	88	P500	1,2	19.1	198.5	53.6	2.1	98	20.6	205.3	53.3	6.2	100	21.6	227.9	53.1	0.0	95	15.2	162.2	54.3	0.0	98
GREAT LAKES 4062VT2RIB	90	P500	1,2	21.1	227.6 **	51.4	2.6	98	22.8	229.8 **	50.9	7.6	99	23.0	251.9 **	50.8	0.0	96	17.4	201.2 *	52.5	0.3	97
GREAT LAKES 4250VT2RIB	92	P500	1,2	19.9	214.0	52.8	3.0	98	20.9	214.9 *	53.5	6.0	99	22.9	244.5 *	51.7	0.6	94	16.0	182.4	53.1	2.3	99
LEGACY SEEDS L-2245 VT2P	82	P250	1,2	17.8	201.2	54.9	2.1	96	17.9	198.8	55.9	2.3	99	19.7	226.2	54.3	0.0	94	16.0	178.7	54.4	4.1	96
LEGACY SEEDS L-2436 3220	84	C250	1,2,4,6	19.5	209.9	53.9	0.9	99	19.5	193.3	54.4	2.5	99	22.4	233.3	53.0	0.0	98	16.7	203.1 *	54.3	0.3	98
LEGACY SEEDS L-2516 VT2P	84	P250	1,2	18.6	200.5	54.1	2.4	98	19.3	211.5	54.1	4.0	99	20.4	215.2	53.9	0.0	97	16.2	174.7	54.3	3.2	97
LEGACY SEEDS L-2916 VT2P	88	P250	1,2	19.2	211.2	53.2	1.9	98	19.9	205.7	53.9	5.1	97	20.8	221.4	52.3	0.3	97	16.7	206.4 **	53.6	0.3	98
AVERAGE				19.3	207.2	53.5	2.0	98	20.1	207.7	53.8	4.6	99	21.7	229.4	52.8	0.1	97	16.2	184.4	53.8	1.3	98
HIGHEST				21.1	227.6	54.9	3.0	99	22.8	229.8	55.9	7.6	100	23.2	251.9	54.3	0.6	99	17.4	206.4	54.7	4.1	99
LOWEST				17.8	188.7	51.4	0.8	96	17.9	184.0	50.9	2.3	97	19.7	209.8	50.8	0.0	94	15.0	162.2	52.5	0.0	96
CV (%)				5.1	6.3	1.4	222.7	3.1	4.3	7.1	1.5	159.8	1.7	3.7	4.5	1.4	480.8	4.1	7.5	7.1	1.3	180.3	3.2
LSD (5%)				0.7	8.8	0.5	3.0	2.1	1.0	17.9	1.0	8.8	2.1	1.0	12.6	0.9	0.5	4.7	1.5	15.9	0.8	2.9	3.8

** Highest Yielding Hybrid

* Not Significantly Different from Highest Yielding Hybrid

TABLE 4L. IOSCO, PRESQUE ISLE & WEXFORD COUNTY GRAIN TRIALS - LATE (96 Day and Earlier) ZONE 4

BRAND/HYBRID	RM	TRT	TRAIT	2017						TRIAL AVERAGE			Iosco - Late			Presque Isle - Late			Wexford - Late				
				%H2O	BUJA	Twt	%SL	%Sd	%H2O	BUJA	Twt	%SL	%Sd	%H2O	BUJA	Twt	%SL	%Sd	%H2O	BUJA	Twt	%SL	%Sd
DAIRYLAND SEED DS-7185	85	C500	1,2,4,6	19.2	202.3	53.4	0.6	96	19.9	199.5	54.1	1.1	99	22.3	217.9	52.6	0.3	96	15.5	189.4	53.5	0.3	94
DAIRYLAND SEED DS-9686	86	C500	1,2,3,4	18.7	200.4	53.9	5.8	92	19.5	218.6	53.9	3.7	100	20.4	214.7	53.8	0.0	83	16.1	167.8	54.0	13.6	94
DAIRYLAND SEED DS-9090SSX	90	C500	1,2,3,4,6	19.1	195.6	51.4	3.3	97	20.9	194.9	52.0	2.9	99	22.1	213.5	51.0	0.9	95	14.4	178.5	51.2	6.1	97
DAIRYLAND SEED DS-6091	91	C500	1	21.7	195.8	53.5	27.8	98	24.0	192.6	53.0	27.6	99	23.1	231.9	52.9	8.3	98	17.9	162.9	54.7	47.5	98
DAIRYLAND SEED DS-7294	94	C500	1,2,4,6	20.7	213.9	52.6	3.2	98	22.2	220.5	52.7	4.0	98	23.0	243.4	52.8	1.5	99	17.0	177.7	52.4	4.1	97
DYNAGRO D32VC41	92	A500	1,2,4	20.7	216.9	51.6	2.3	99	23.2	216.0	51.1	5.9	99	22.1	247.4	51.2	0.0	99	16.9	187.3	52.5	0.9	100
DYNAGRO D33QZ23	93	A500	1,2,5,6	20.7	217.1	53.0	1.9	89	22.8	224.8	52.9	2.8	89	23.0	233.2	53.0	0.0	86	16.2	193.4*	53.0	2.8	93
DYNAGRO D34VC54	94	A500	1,2	22.3	233.1**	51.1	2.4	100	23.9	238.5*	50.9	5.1	100	24.9	263.2**	50.8	0.0	99	17.9	197.5*	51.6	2.2	100
DYNAGRO D35SS58	95	A500	1,2,3,4,6	21.4	229.1*	52.0	10.3	98	23.3	243.8**	52.0	26.6	99	24.1	251.3*	51.0	0.0	98	16.9	192.3	53.0	4.4	98
DYNAGRO D37VC60	95	A500	1,2	20.4	212.5	52.5	7.3	99	22.4	210.7	51.8	6.8	99	23.1	244.8	52.3	0.0	99	15.8	181.9	53.4	15.2	99
GOLDEN HARVEST G89A09-3010	89	C250	1,2,4	18.7	205.5	52.5	2.1	98	21.0	213.6	52.4	0.0	100	19.9	225.3	53.0	5.8	97	15.1	177.6	52.0	0.6	97
GOLDEN HARVEST G90Y04-3110A	92	C250	1,2,4,5,6	20.7	230.1*	53.1	3.3	99	22.3	235.4*	52.7	2.3	100	21.8	245.6	53.4	0.3	98	18.0	209.2*	53.2	7.4	98
GREAT LAKES 3622VT2RIB	86	P500	1,2	19.4	198.4	54.3	1.7	99	20.8	196.6	54.3	3.4	100	20.9	216.3	53.7	1.1	100	16.5	182.3	54.8	0.6	97
GREAT LAKES 3870VT2RIB	88	P500	1,2	18.6	189.8	53.6	2.3	99	20.8	203.4	53.9	3.7	99	20.5	214.3	53.3	0.6	97	14.5	151.6	53.7	2.5	100
GREAT LAKES 4062VT2RIB	90	P500	1,2	20.5	208.9	51.6	3.0	99	23.1	190.4	51.1	8.2	100	22.6	245.5	51.0	0.9	97	16.0	190.9	52.6	0.0	99
GREAT LAKES 4250VT2RIB	92	P500	1,2	19.7	204.7	52.1	4.0	99	21.7	210.1	52.5	8.7	100	21.7	245.9	51.6	0.3	96	15.6	158.1	52.1	3.1	100
GREAT LAKES 4452VT2RIB	94	P500	1,2	23.4	211.4	51.3	12.4	95	25.7	221.1	51.1	36.8	98	25.9	232.3	50.1	0.0	94	18.7	180.7	52.8	0.3	93
GREAT LAKES 4548VT2RIB	95	P500	1,2	20.4	222.3	52.5	6.7	98	22.2	232.0*	51.7	7.9	100	22.9	256.0*	51.6	1.2	96	16.0	178.8	54.1	11.0	98
LEGACY SEEDS L-2937 3010	89	C250	1,2,4	18.9	212.8	52.6	1.7	92	20.3	209.8	52.8	2.1	93	20.7	233.7	52.4	1.2	90	15.6	194.7*	52.7	1.8	92
LEGACY SEEDS L-3017 VT2P	90	P250	1,2	20.6	216.2	52.0	1.1	97	23.8	217.7	51.3	2.8	99	22.9	249.6*	51.9	0.3	97	15.2	181.4	52.8	0.3	94
LEGACY SEEDS L-3115 VT2P	92	P250	1,2	20.7	216.5	51.3	1.8	97	23.4	224.0	50.7	4.8	99	23.0	246.7	50.7	0.3	97	15.6	178.9	52.4	0.3	96
LEGEND 40J684 RR	84	C250	1	21.1	206.3	54.1	14.9	96	22.0	210.5	54.2	4.3	97	23.2	229.2	53.4	6.4	94	18.1	179.4	54.6	34.0	97
LEGEND 9886 VT2PRIB	86	C250	1,2	20.7	210.4	52.1	1.3	99	22.6	204.2	51.8	2.9	98	22.3	231.3	51.2	0.0	99	17.3	195.9*	53.1	1.1	99
LEGEND 9891 VT2PRIB	91	C250	1,2	20.2	216.5	51.8	4.9	99	22.7	220.7	52.1	11.0	99	23.0	247.3	51.6	0.6	100	15.0	181.5	51.7	3.2	98
NuTech/G2 GENETICS 5F-091™	91	P500	1,2,4	20.5	181.4	50.8	19.2	91	23.6	165.5	51.7	11.2	92	23.3	229.7	50.5	9.7	92	14.8	148.9	50.0	36.8	89
NuTech/G2 GENETICS 5F-196™	96	P500	1,2,4	21.8	231.9*	49.9	7.5	98	24.6	230.9*	49.8	4.0	99	24.3	254.9*	49.2	0.6	97	16.4	209.8**	50.8	18.0	98
NuTech/G2 GENETICS 5FN-5096™	96	P1250	1,2,4	22.6	186.7	51.9	5.5	92	25.4	194.4	52.1	12.2	89	24.0	210.0	51.3	1.6	92	18.3	155.8	52.5	2.7	96
AVERAGE				20.5	209.9	52.3	5.9	97	22.5	212.6	52.2	7.9	98	22.6	236.1	51.9	1.5	96	16.3	180.9	52.8	8.2	97
HIGHEST				23.4	233.1	54.3	27.8	100	25.7	243.8	54.3	36.8	100	25.9	263.2	53.8	9.7	100	18.7	209.8	54.8	47.5	100
LOWEST				18.6	181.4	49.9	0.6	89	19.5	165.5	49.8	0.0	89	19.9	210.0	49.2	0.0	83	14.4	148.9	50.0	0.0	89
CV (%)				5.2	6.8	1.6	182.2	3.3	4.1	6.7	1.4	179.1	2.6	4.6	5.6	1.6	165.9	3.2	7.5	7.9	1.7	143.1	3.9
LSD (5%)				0.7	9.5	0.6	7.2	2.1	1.1	16.8	0.9	16.6	3.0	1.2	15.5	0.9	3.0	3.6	1.5	16.9	1.1	13.8	4.4

** Highest Yielding Hybrid

* Not Significantly Different from Highest Yielding Hybrid

TABLE 5E. INGHAM, MONTCALM & SAGINAW COUNTY CONVENTIONAL GRAIN TRIALS - EARLY (101 Day and Earlier) ZONE 2 - 3

2017		Early - TRIAL AVERAGE						Ingham - Early						Montcalm - Early						Saginaw - Early					
BRAND /HYBRID	RM	TRT	TRAIT	%H2O	BU/A	Twt	%SL	%Sd	%H2O	BU/A	Twt	%SL	%Sd	%H2O	BU/A	Twt	%SL	%Sd	%H2O	BU/A	Twt	%SL	%Sd		
BLUE RIVER 38G54	96	P1250	CONV.	17.2	195.9 *	53.1	0.9	93	14.7	201.3	54.9	2.6	82	21.3	193.6 *	51.0	0.0	99	15.7	192.9 *	53.4	0.0	98		
GREAT LAKES 4452	94	P500	CONV.	16.7	185.7	53.5	0.2	96	13.7	188.8	54.4	0.6	98	21.0	176.2	51.7	0.0	90	15.3	192.0 *	54.6	0.0	100		
GREAT LAKES 4879	98	P500	CONV.	17.4	188.1 *	53.3	1.4	99	14.7	198.3	54.8	2.9	97	22.3	186.6	51.5	0.8	99	15.4	179.3 *	53.7	0.4	100		
KEY 592	92	ENC	CONV.	16.7	189.8 *	54.5	0.5	93	14.4	212.2 *	55.7	1.4	85	20.2	180.6	53.5	0.0	98	15.4	176.7 *	54.2	0.0	96		
M&W SEEDS 47J64	94	A250	CONV.	16.6	193.8 *	54.0	1.0	95	14.3	211.5 *	54.9	1.8	91	20.1	185.4	53.0	0.0	94	15.4	184.6 *	54.0	1.1	99		
M&W SEEDS 46L41	96	A250	CONV.	17.5	187.7	53.9	1.1	98	13.7	187.0	55.4	2.0	96	21.7	186.7	52.5	1.2	97	17.1	189.5 *	53.9	0.0	100		
M&W SEEDS 45A37	101	A250	CONV.	18.1	178.0	53.8	1.7	93	15.1	166.0	55.5	3.9	88	21.9	191.6 *	52.1	0.7	94	17.4	176.5 *	53.8	0.4	97		
VIKING O.88-91UP	91	C250	CONV.	16.4	196.3 *	53.7	0.6	97	13.8	202.4	54.7	0.9	96	20.0	201.9 **	52.7	0.8	95	15.4	184.6 *	53.6	0.0	99		
VIKING O.84-95UP	95	C250	CONV.	17.0	181.9	54.6	0.9	94	14.2	186.3	55.2	2.3	88	20.1	189.7 *	53.9	0.0	97	16.6	169.8	54.7	0.4	98		
VIKING O.69-99	99	C250	CONV.	19.2	188.0 *	53.2	5.5	99	15.3	169.6	54.6	14.0	97	24.4	200.4 *	51.2	2.6	99	18.0	194.1 **	53.7	0.0	100		
VIKING O.79-00	100	C250	CONV.	18.3	184.4	50.8	0.3	97	14.1	204.2	53.5	0.6	92	24.6	188.3 *	48.1	0.4	99	16.3	160.6	50.8	0.0	99		
VIKING 60-01	101	C250	CONV.	19.0	197.6 *	54.1	0.3	96	15.8	213.3 *	55.8	0.6	90	22.5	191.3 *	52.1	0.4	98	18.6	188.2 *	54.3	0.0	100		
WELLMAN W2801	101	ENC	CONV.	17.8	199.1 **	53.4	2.3	97	14.7	230.6 **	55.1	7.0	94	22.3	198.6 *	51.4	0.0	100	16.4	180.0	53.6	0.0	98		
AVERAGE				17.5	189.7	53.5	1.3	96	14.5	197.8	55.0	3.1	92	21.7	190.1	51.9	0.5	97	16.4	181.3	53.7	0.2	99		
HIGHEST				19.2	199.1	54.6	5.5	99	15.8	230.6	55.8	14.0	98	24.6	201.9	53.9	2.6	100	18.6	194.1	54.7	1.1	100		
LOWEST				16.4	178.0	50.8	0.2	93	13.7	166.0	53.5	0.6	82	20.0	176.2	48.1	0.0	90	15.3	160.6	50.8	0.0	96		
CV (%)				6.8	8.7	1.9	304.5	4.5	5.4	8.0	0.9	153.5	4.7	4.8	6.0	1.6	210.4	3.1	7.1	7.6	1.4	371.6	2.6		
LSD (5%)				0.8	11.2	0.7	2.3	2.9	0.9	19.2	0.6	5.7	5.2	1.2	13.7	1.0	1.6	3.5	1.6	19.8	1.0	0.9	3.5		

2 Year Averages 2017 - 2016		Early - TRIAL AVERAGE						Ingham - Early						Montcalm - Early						Saginaw - Early					
BRAND /HYBRID	RM	TRT	TRAIT	%H2O	BU/A	Twt	%SL	%Sd	%H2O	BU/A	Twt	%SL	%Sd	%H2O	BU/A	Twt	%SL	%Sd	%H2O	BU/A	Twt	%SL	%Sd		
GREAT LAKES 4452	94	P500	CONV.	16.7	198.7 *	54.0	0.2	97	15.8	196.0	54.6	0.0	99	19.7	195.1 *	52.0	0.6	94	14.7	204.9 *	55.4	0.0	97		
GREAT LAKES 4879	98	P500	CONV.	17.7	205.4 **	53.8	0.2	99	17.0	208.8 **	55.0	0.0	99	20.8	197.9 **	51.6	0.4	100	15.2	209.4 *	55.0	0.3	98		
M&W SEEDS 47J64	94	A250	CONV.	16.6	200.5 *	54.6	0.3	97	16.0	206.2 *	55.3	0.0	95	19.3	189.5 *	53.2	0.3	97	14.6	205.8 *	55.2	0.6	99		
M&W SEEDS 46L41	96	A250	CONV.	17.2	203.8 *	54.7	0.4	98	15.7	203.8 *	55.6	0.0	97	20.2	195.4 **	53.2	1.0	99	15.6	212.3 **	55.2	0.2	97		
M&W SEEDS 45A37	101	A250	CONV.	18.2	190.0	54.1	0.2	96	16.8	186.2	54.9	0.0	94	21.4	188.9 *	52.4	0.4	96	16.2	195.0	55.0	0.2	99		
AVERAGE				17.3	199.7	54.2	0.3	97	16.3	200.2	55.1	0.0	97	20.3	193.4	52.5	0.5	97	15.3	205.5	55.1	0.3	98		
HIGHEST				18.2	205.4	54.7	0.4	99	17.0	208.8	55.6	0.0	99	21.4	197.9	53.2	1.0	100	16.2	212.3	55.4	0.6	99		
LOWEST				16.6	190.0	53.8	0.2	96	15.7	186.2	54.6	0.0	94	19.3	188.9	51.6	0.3	94	14.6	195.0	55.0	0.0	97		
CV (%)				5.7	7.6	1.8	303.8	4.3	4.4	7.0	1.1	0.0	4.0	5.0	6.3	2.0	396.8	3.0	5.4	7.2	1.4	320.3	4.4		
LSD (5%)				0.5	7.1	0.5	1.3	2.0	0.6	11.7	0.5	0.0	3.1	0.9	10.1	0.9	1.9	2.5	0.8	12.5	0.7	0.5	3.9		

** Highest Yielding Hybrid
 * Not Significantly Different from Highest Yielding Hybrid

TABLE 5L. INGHAM, MONTCALM & SAGINAW COUNTY CONVENTIONAL GRAIN TRIALS - LATE (102 Day and Later) ZONE 2 - 3

2017 BRAND / HYBRID	RM	TRT	TRAIT	Late - TRIAL AVERAGE					Ingham - Late					Montcalm - Late					Saginaw - Late				
				%H2O	BU/A	Twt	%SL	%Sd	%H2O	BU/A	Twt	%SL	%Sd	%H2O	BU/A	Twt	%SL	%Sd	%H2O	BU/A	Twt	%SL	%Sd
BLUE RIVER 48G35	102	P1250	CONV.	22.6	174.2	50.9	0.7	97				25.9	169.5	49.7	0.9	98	19.3	178.9	52.0	0.6	96		
BLUE RIVER 51T59	103	P1250	CONV.	22.5	186.1	51.4	0.0	95				24.4	174.6	51.3	0.0	92	20.5	197.5	51.6	0.0	99		
DYNAGRO D42CC61	102	A500	CONV.	20.7	198.8	52.6	0.3	97				22.3	191.3*	51.7	0.0	96	19.2	206.3	53.5	0.6	99		
GREAT LAKES 5283	102	P500	CONV.	22.8	181.4	51.6	1.0	94				26.3	150.7	50.1	0.9	88	19.3	212.1	53.1	1.1	100		
GREAT LAKES 5824	108	P500	CONV.	23.5	215.8**	52.9	1.3	100				26.0	202.2**	51.6	1.1	100	21.1	229.4**	54.3	1.4	99		
KEY 704	104	ENC	CONV.	23.1	189.5	50.6	0.7	95				26.5	188.4*	49.3	0.0	91	19.6	190.6	51.9	1.4	100		
KEY 806	106	ENC	CONV.	22.6	200.6	53.1	1.7	99				25.3	189.9*	52.3	1.7	98	20.0	211.4	54.0	1.7	99		
M&W SEEDS 45M43	103	A250	CONV.	21.9	199.0	52.3	0.0	94				24.8	190.2*	50.8	0.0	94	19.1	207.7	53.9	0.0	93		
M&W SEEDS 44G44	106	A250	CONV.	19.9	214.8*	54.6	0.0	96				19.9	214.8*	54.6	0.0	96	19.9	214.8*	54.6	0.0	96		
M&W SEEDS 44M87	108	A250	CONV.	25.1	197.0	52.4	0.3	92				27.4	184.7	51.6	0.7	85	22.8	209.3	53.2	0.0	99		
RENK 7-637	103	P250	CONV.	22.8	162.3	52.1	4.1	100				24.6	158.0	50.7	1.7	100	21.0	166.6	53.5	6.5	100		
VIKING O.86-03UP	103	C250	CONV.	22.1	187.9	52.3	0.4	93				25.0	173.8	50.8	0.6	89	19.3	202.0	53.8	0.3	98		
VIKING O.51-04GS	104	C250	CONV.	23.4	202.0	50.8	0.7	97				26.8	201.6*	50.2	0.0	94	20.0	202.4	51.4	1.4	99		
VIKING O.68-06	106	C250	CONV.	25.5	174.9	49.5	2.3	98				29.6	156.2	47.9	0.6	96	21.3	193.6	51.2	3.9	100		
WELLMAN W2708	108	ENC	CONV.	23.4	198.2	52.5	1.0	94				25.1	185.0	51.7	2.1	89	21.8	211.4	53.4	0.0	99		
AVERAGE				22.8	192.2	52.0	1.0	96				25.7	179.7	50.7	0.7	94	20.3	202.3	53.0	1.3	98		
HIGHEST				25.5	215.8	54.6	4.1	100				29.6	202.2	52.3	2.1	100	22.8	229.4	54.6	6.5	100		
LOWEST				19.9	162.3	49.5	0.0	92				22.3	150.7	47.9	0.0	85	19.1	166.6	51.2	0.0	93		
CV (%)				6.6	7.7	2.1	244.3	5.1				5.3	6.7	2.4	185.2	5.7	6.1	6.2	1.5	238.7	1.8		
LSD (5%)				1.3	12.2	0.9	1.9	4.1				1.6	14.4	1.4	1.6	6.4	1.5	14.9	0.9	3.6	2.1		

2 Year Averages 2017 - 2016 BRAND / HYBRID	RM	TRT	TRAIT	Late - TRIAL AVERAGE					Ingham - Late					Montcalm - Late					Saginaw - Late				
				%H2O	BU/A	Twt	%SL	%Sd	%H2O	BU/A	Twt	%SL	%Sd	%H2O	BU/A	Twt	%SL	%Sd	%H2O	BU/A	Twt	%SL	%Sd
BLUE RIVER 51T59	103	P1250	CONV.	20.8	202.3	52.0	1.9	96				24.0	182.3	50.9	3.1	96	17.7	222.2*	53.2	0.6	96		
GREAT LAKES 5283	102	P500	CONV.	21.3	201.8	52.4	0.8	96				25.6	173.9	49.9	0.7	94	17.0	229.7**	54.9	0.8	98		
KEY 704	104	ENC	CONV.	21.9	201.4	51.0	1.6	97				25.9	189.5*	49.2	2.4	96	18.0	213.3	52.7	0.8	99		
M&W SEEDS 45M43	103	A250	CONV.	20.5	206.7	53.7	0.3	94				23.7	191.8*	51.2	0.6	96	17.4	221.6*	56.1	0.0	93		
M&W SEEDS 44G44	106	A250	CONV.	18.2	225.7**	55.7	0.0	95				18.2	225.7*	55.7	0.0	95	18.2	225.7*	55.7	0.0	95		
M&W SEEDS 44M87	108	A250	CONV.	23.3	209.9	52.7	0.4	92				26.7	194.4**	51.2	0.6	90	19.9	225.3*	54.2	0.2	95		
WELLMAN W2708	108	ENC	CONV.	21.7	209.5	52.6	0.8	95				24.4	193.6*	50.6	1.6	94	18.9	225.3*	54.5	0.0	96		
AVERAGE				21.1	208.2	52.9	0.8	95				25.0	187.6	50.5	1.5	94	18.2	223.3	54.5	0.4	96		
HIGHEST				23.3	225.7	55.7	1.9	97				26.7	194.4	51.2	3.1	96	19.9	229.7	56.1	0.8	99		
LOWEST				18.2	201.4	51.0	0.0	92				23.7	173.9	49.2	0.6	90	17.0	213.3	52.7	0.0	93		
CV (%)				5.1	6.7	2.0	210.7	6.8				5.0	6.2	2.4	183.9	4.4	4.9	6.3	1.8	224.2	4.5		
LSD (5%)				0.6	7.1	0.6	1.1	3.5				1.0	9.5	1.0	1.9	3.5	0.8	11.2	0.8	1.8	3.6		

** Highest Yielding Hybrid
 * Not Significantly Different from Highest Yielding Hybrid

TABLE 2E - Continued from page 13. ALLEGAN, INGHAM & SAGINAW COUNTY GRAIN TRIALS - EARLY (101 Day and Earlier) ZONE 2

2 Year Averages 2017 - 2016		Early - TRIAL AVERAGE						Allegan - Early						Ingham - Early						Saginaw - Early					
BRAND /HYBRID	RM	TRT	TRAIT	%H2O	BUJA	Twt	%SL	%Sd	%H2O	BUJA	Twt	%SL	%Sd	%H2O	BUJA	Twt	%SL	%Sd	%H2O	BUJA	Twt	%SL	%Sd		
CHANNEL 194-14 VT2PRIB	94	P500	1,2	15.9	218.2	55.4	0.2	92	15.8	222.5	56.0	0.7	92	16.9	221.8	54.9	0.0	94	15.1	210.2	55.4	0.0	91		
CHANNEL 197-66 VT2PRIB	97	P500	1,2	16.9	229.2	56.1	0.4	96	16.5	242.2	56.8	0.8	98	18.4	222.9*	55.5	0.0	95	16.0	222.5	55.9	0.4	95		
CROPLAN 3399SSRIB	93	ACC	1,2,3,4,6	16.9	217.8	55.9	0.1	95	16.5	247.8	56.7	0.3	97	18.3	206.5	55.1	0.0	90	16.0	199.2	55.8	0.0	99		
CROPLAN 3499VT3PRIB	94	ACC	1,2,3	16.6	223.7	56.1	0.3	97	16.0	237.2	56.7	0.9	99	17.8	218.1	55.7	0.0	95	15.9	215.8	55.9	0.1	99		
CROPLAN 3611SSRIB	96	ACC	1,2,3,4,6	16.6	233.2*	56.0	0.2	97	16.3	247.5	56.7	0.1	99	17.5	234.9**	55.5	0.4	93	16.2	217.3	55.5	0.0	99		
CROPLAN 3899VT2PRIB	98	ACC	1,2	17.5	227.5	55.3	0.4	96	16.8	244.4	56.4	1.1	97	19.1	219.9	54.0	0.0	93	16.6	218.3	55.5	0.0	98		
DAIRYLAND SEED DS-9599	99	C500	1,2,3,4	17.5	220.2	54.4	0.2	96	17.4	231.7	55.5	0.4	98	18.5	212.3	53.5	0.1	95	16.6	216.6	54.3	0.0	94		
DEKALB DKC46-36 SSRIB	96	P500	1,2,3,4,6	16.5	227.2	55.3	0.2	98	16.6	246.8	56.2	0.1	99	17.5	218.7	54.5	0.4	96	15.5	216.2	55.3	0.0	94		
DYNAGRO D37SS60	97	A500	1,2,3,4,6	16.5	230.7	56.0	0.0	98	16.1	250.1	57.2	0.0	99	18.0	224.7*	55.5	0.0	96	15.4	217.2	55.3	0.0	98		
DYNAGRO D39DC43	99	A500	1,2,5	17.4	238.1**	54.5	0.4	97	16.8	263.3**	55.7	0.0	97	19.0	234.2*	53.8	0.0	93	16.3	216.9	54.0	1.1	99		
GREAT LAKES 4452VT2RIB	94	P500	1,2	16.2	226.5	55.5	0.1	95	15.9	236.4	56.2	0.3	95	17.6	217.0	54.8	0.0	92	15.1	225.9*	55.5	0.0	97		
GREAT LAKES 5029VT2RIB	100	P500	1,2	17.4	235.5*	55.2	0.0	96	16.9	250.1	56.3	0.0	99	19.2	221.1	54.1	0.0	90	16.2	235.3**	55.4	0.0	98		
LEGACY SEEDS L-4315 GENSS	101	P250	1,2,3,4	17.0	229.8	55.3	0.2	95	16.8	247.2	56.1	0.4	100	18.6	227.2*	54.2	0.2	89	15.8	214.9	55.7	0.1	97		
LEGEND 9600 GENSSRIB	100	C250	1,2,3	17.2	224.1	55.1	0.3	96	17.0	243.6	55.7	0.7	96	18.7	222.1	54.2	0.0	93	16.0	206.8	55.4	0.1	98		
LEGEND 9701 GENSSRIB	101	C250	1,2,3	17.1	224.5	55.4	0.0	96	16.7	244.1	55.9	0.0	99	18.8	217.8	54.6	0.1	91	15.9	211.6	55.6	0.0	97		
M&W SEEDS 47J66	94	A250	1,2	16.4	217.9	55.8	0.3	97	16.0	230.1	56.8	0.7	98	17.6	218.3	55.1	0.3	96	15.6	205.4	55.6	0.0	98		
M&W SEEDS 45M21	100	A250	1,2	17.5	231.2	55.7	0.6	96	17.0	244.7	56.3	0.4	100	18.3	224.0*	55.3	1.5	91	17.1	225.0*	55.6	0.0	97		
M&W SEEDS 45A36	101	A250	1,2	17.6	219.1	55.2	0.5	96	17.0	221.6	55.9	0.9	95	19.1	220.8	54.3	0.3	94	16.6	214.9	55.4	0.3	99		
M&W SEEDS 45N31	101	A250	1,2	16.7	223.8	55.7	0.1	95	16.6	244.5	56.1	0.0	98	18.1	217.9	55.1	0.0	90	15.2	209.1	55.9	0.4	96		
NK Brand IN45P-3122A	101	C250	1,2,3,4,5	17.5	213.0	56.0	0.1	96	16.9	240.0	56.5	0.0	99	19.0	192.0	55.6	0.4	89	16.7	207.1	56.1	0.0	100		
NuTech/G2 GENETICS 5F-196™	96	P500	1,2,4	17.0	230.0	52.9	0.1	97	16.4	244.8	53.7	0.0	99	18.3	228.3*	52.1	0.3	93	16.3	217.0	53.1	0.0	99		
NuTech/G2 GENETICS 5F-701™	101	P500	1,2,4	17.4	223.3	55.5	0.5	94	17.0	231.6	56.4	0.6	94	18.9	231.4*	54.6	0.9	93	16.4	207.0	55.5	0.0	96		
RENK RK596SSTX	97	P250	1,2	16.7	218.5	55.9	0.0	93	16.2	225.9	57.4	0.0	90	17.8	216.2	55.1	0.0	91	16.0	213.5	55.1	0.0	100		
RENK RK595SSTX	99	P500	1,2,3,4,6	16.5	223.3	55.9	0.0	98	16.3	238.5	56.5	0.1	96	17.5	218.2	55.1	0.0	98	15.7	213.3	56.3	0.0	100		
RENK RK608DGVTP	100	P250	1,2,5	17.3	234.4*	54.3	0.1	94	17.2	251.9	55.4	0.1	96	18.4	234.1*	53.6	0.0	92	16.4	217.1	53.9	0.3	95		
RUPP XRT94-06	94	A250	1,2	16.6	219.7	56.2	0.3	97	16.4	235.8	56.8	0.7	100	17.6	212.7	55.8	0.0	94	15.8	210.5	56.2	0.3	98		
RUPP XRD00-51	100	A250	1,2	16.9	226.1	55.9	0.0	95	16.5	248.6	56.6	0.0	98	18.2	214.4	55.3	0.0	90	16.1	215.3	55.8	0.1	96		
SEED CONSULTANTS SC 9AQ61™	96		1,2,3,4	17.3	215.6	55.2	3.1	98	17.4	228.1	56.7	9.0	100	18.0	208.0	54.1	0.1	97	16.6	210.8	54.8	0.0	99		
SPECIALTY 26A236	96	P500	1,2,3,4,6	16.7	233.0*	55.5	0.2	99	16.6	250.3	56.1	0.6	98	17.6	231.0*	55.0	0.0	98	16.0	217.8	55.3	0.0	99		
AVERAGE				16.9	225.4	55.4	0.3	96	16.6	241.1	56.3	0.7	97	18.2	220.2	54.7	0.2	93	16.0	214.8	55.3	0.1	98		
HIGHEST				17.6	238.1	56.2	3.1	99	17.4	263.3	57.4	9.0	100	19.2	234.9	55.8	1.5	98	17.1	235.3	56.3	1.1	100		
LOWEST				15.9	213.0	52.9	0.0	92	15.8	221.6	53.7	0.0	90	16.9	192.0	52.1	0.0	89	15.1	199.2	53.1	0.0	91		
CV (%)				4.1	6.3	1.3	309.4	5.7	3.4	5.5	1.4	238.4	3.7	4.1	6.8	1.4	406.9	7.7	4.8	6.6	1.1	359.6	5.1		
LSD (5%)				0.3	6.8	0.3	0.6	2.6	0.5	10.9	0.7	1.3	2.9	0.6	12.7	0.6	0.8	6.0	0.7	11.3	0.5	0.9	4.1		

** Highest Yielding Hybrid
* Not Significantly Different from Highest Yielding Hybrid

TABLE B.

AGRONOMIC TABLE FOR GRAIN TRIAL LOCATIONS

COUNTY		PLANTING DATES	HARVEST DATES	PREVIOUS CROP	100 % STAND	AVERAGE STAND	FERTILIZER N - P - K
Zone 1	WASHTENAW	May 15	Oct 27	Soybeans	35,244	34,010	184 - 9 - 3
	BRANCH	May 31	Nov 14	Soybeans	35,244	34,186	221 - 9 - 3
	CASS	May 14	Oct 31	Soybeans	35,244	34,010	240 - 9 - 3
Zone 2	ALLEGAN	Jun 19	Nov 10	Soybeans	35,244	33,129	109 - 9 - 3 + manure
	INGHAM	May 23	Nov 1	Soybeans	35,244	33,658	190 - 9 - 3
	INGHAM CONV.	May 18	Nov 9	Soybeans	35,244	32,424	162 - 9 - 3 + manure
	SAGINAW & CONV.	May 29	Nov 7	Soybeans	35,244	34,803	154 - 9 - 3
Zone 3	HURON	May 17	Oct 19	Corn	35,244	34,539	127 - 9 - 3 + manure
	MONTCALM & CONV.	May 16	Nov 6	Soybeans	35,244	33,879	154 - 9 - 3
	MASON	May 10	Nov 1	Carrots w/rye cover	35,244	32,953	109 - 9 - 3 + manure
Zone 4	IOSCO	May 30	Nov 8	Corn	35,244	34,715	154 - 9 - 3 + manure
	WEXFORD	May 8	Oct 30	Wheat & tillage radishes	35,244	34,362	109 - 9 - 3 + manure
	PRESQUE ISLE	May 9	Nov 8	Alfalfa	35,244	34,010	154 - 9 - 3 + manure

COUNTY		SOIL TYPE	SOIL TEST	FARM COOPERATOR	LOCATION
Zone 1	WASHTENAW	Ypsi sandy loam	pH 6.8, P41.5 K 164.5	Talladay Farms Matthew Talladay	Milan
	BRANCH	Spinks-Oshtemo-Houghton- Fox-Boyer	pH 6.4, P115 K 117	Huff Farms Kyle Huff	Coldwater
	CASS	Kalamazoo loam	pH 6.7, P50 K 142.5	Brossman's Farm George Brossman	Vandalia
Zone 2	ALLEGAN	Ockley loam	pH 6.05, P86 K 218	Schipper Farms Jim & John Schipper	Martin
	INGHAM	Capac loam	pH 5.8, P32 K 128.5	Jorgensen Farms Jerry Jorgensen & Mike Turner	Williamston
	INGHAM CONV.	Colwood-Brookston	pH 6.85, P52 K 197.5	Plant, Soil & Microbial Sciences Research Facility, MSU	Lansing
	SAGINAW & Conv.	Slon-Shoals-Houghton- Cuhoctah-Ceresco	pH 6.8, P44 K 118	Fred Gross Farms Peggy Gross & Dick Birchmeier	New Lothrop
Zone 3	HURON & Conv.	Shebeon-Kilmanagh- Grindstone	pH 7.5, P61 K 118	Wil-Le Farms Ron & Ed McCrea	Bad Axe
	MONTCALM	Tekenink-Elmdale loamy sands	pH 5.85, P73 K 111.5	Karnatzs Farms Scott Karnatzs	Greenville
	MASON	Pipestone-Grattan	pH 6.1, P139 K 153	Robert Oshe Jacob Zwagerman	Scottville
Zone 4	IOSCO	Nester-Kawkawlin	pH 7.4, P56 K 222.5	Double B Dairy Jeremy & Tim Beebe	Hale
	WEXFORD	Emmet-Montcalm complex	pH 6.3, P81 k 113.5	John Bode	Cadillac
	PRESQUE ISLE	Omenna fine sandy loam	pH 7.3, P45 K 152	Ponik Farms Paul Ponik	Posen

HYBRID INDEX FOR GRAIN TRIALS

ZONE 1 Tables 1E/1L Branch Cass Wastenaw Trial Average		ZONE 2 Tables 2E/2L Allegan Ingham Saginaw Trial Average		ZONE 3 Tables 3E/3L Huron Mason Montcalm Trial Average		ZONE 4 Table 4E/4L Iosco Presque Isle Wexford Trial Average		CONVENTIONAL TRIAL Tables 5E/5L Ingham - Zone 2 Montcalm - Zone 3 Saginaw - Zone 2 Trial Average	
BRAND / HYBRID	RM TABLE	BRAND / HYBRID	RM TABLE	BRAND / HYBRID	RM TABLE	BRAND / HYBRID	RM TABLE	BRAND / HYBRID	RM TABLE
AGRIGOLD		CROPLAN		DYNAGRO					
A6346VT2RIB	104 2L	3399SS/RIB	93 2E,3E	D25VC45				85 4E	
~A635-54VT2PRO	105 1E,2L	3499VT3P/RIB	94 2E,3E	D27VC47				87 4E	
~A636-56STX	106 2L	X17095A VT2P	95 2E,3E	D32VC41				92 4L	
A636-55VT2PRO	106 2L	3611SS/RIB	96 2E,3E	D33QZ23				93 3E,4L	
~A639-40VT2PRO	109 1L	3705SS	97 2E,3E	D34VC54				94 3E,4L	
A640-77VT2PRO	110 1L	X17097A VT2P	97 2E,3E	~D35SS58				95 4L	
A6462STXRIB	110 1L	3899VT2P/RIB	98 2E,3L	D37VC60				95 4L	
		4079SS/RIB	100 2E,3L	~D37SS60				97 2E,3E	
		4020VT2P	100 2L,3L	~D39DC43				99 2E,3L	
				D42SS61				102 2L,3L	
AgVenture				D44VC40				104 2L	
R5015AM	95 2E,3E			D47VC29				107 1E	
AV5096AM	96 2E,3E	DAIRYLAND SEED		D48SS38				111 1L	
AV5799AMX	99 2E,3L	DS-7185	85 4L						
AV6202AMXT	102 2L,3L	DS-9686	86 4L						
		DS-9090SSX	90 4L						
		DS-6091	91 3E,4L	GOLDEN HARVEST					
		DS-7294	94 3E,4L	G89A09-3010				89 3E,4L	
		DS-9599	99 2E,3L	~G90Y04-3110A				92 3E,4L	
AMP		DS-9701RA	101 2E,3L	G95D32-3110				95 2E,3E	
A6101VT2P	101 2E,3L	DS-9802RA	102 2L,3L	G96V99-3120				96 2E,3E	
A9436VT2P	94 2E,3E	DS-9804SSX	104 2L,3L	~G01P52-3011A				101 2E,3L	
A9826VT2P	98 2E,3L	DS-6106	106 1E,2L	~G03C84-3120				103 2L	
A0357VT2P	103 2L,3L	DS-9508RA	108 1L	G05B91-3010				105 1E,2L	
		DS-9510SSX	110 1L	G06Z97-3120				106 1E,2L	
				G07F23-3111				107 1E,2L	
				~G09A86-3111				109 1L	
		DEKALB		~G09Y24-3220A				109 1L	
		DKC43-10 VT2PRIB	93 2E,3E	~G10T63-3120				110 1L	
		DKC46-36 SSRIB	96 2E,3E						
		DKC48-56 SSRIB	98 2E,3L						
		DKC50-08 RIB	100 2E,3L	GREAT LAKES					
		DKC51-40 VT2PRIB	101 1E,2E,3L	3622VT2RIB				86 4E,4L	
		DKC52-68 VT2PRIB	102 1E,2L	3870VT2RIB				88 4E,4L	
		DKC55-84 SSRIB	105 1E,2L	4062VT2RIB				90 3E,4E,4L	
		DKC56-45 SSRIB	106 1E	~4250VT2RIB				92 3E,4E,4L	
		DKC58-06 SSRIB	108 1L	4452VT2RIB				94 2E,3E,4L	
		DKC59-50 VT2PRIB	109 1L	~4548VT2RIB				95 2E,3E,4L	
		DKC62-20 VT2RIB	112 1L	~4728VT2PRO				97 2E,3E	
				~4988VT2PRO				99 1E,2E,3L	
				5029VT2RIB				100 1E,2E,3L	
				5470STXRIB				104 1E,2L	
				~5556VT2RIB				105 1E,2L	
				5626VT2PRO				106 1E,2L	
				5910VT2PRO				109 1L	
				~5935STX				109 1L	
BRODBECK									
57RA02	102 2L,3L								
9605	105 2L,3L								
9808	108 1L,2L								
9409	109 1L,2L								
CHANNEL									
194-14 VT2PRIB	94 2E								
197-66 VT2PRIB	97 2E								
197-68 STXRIB	97 1E								
201-05 VT2PRIB	101 2E								
203-01 STXRIB	103 1E,2L								
204-41 STXRIB	104 2L								
207-27 STXRIB	107 1E,2L								
210-26 STXRIB	110 1L								
212-20 STXRIB	112 1L								
213-19 STXRIB	113 1L								

2017 SILAGE PERFORMANCE TRIALS

Introduction

The silage index (pg. 31) contains a list of all hybrids planted in the 2017 silage trials.

County results are reported in the following tables:

Tables 6E/6L Zone 1 - Branch, Lenawee, and Wood County, OH

Tables 7E/7L Zone 2/3 – Huron (Zone 3), Ingham and Ottawa

Tables 8E/8L Zone 4 – Iosco, Presque Isle and Wexford

The map of Michigan (pg. 29) shows each zone and the locations where the trials were located.

Methods

Testing procedures (randomization, replication, planting rates, etc.) for silage evaluation are the same as those utilized for the grain trials. For silage agronomic information refer to Table C (pg. 30)

All maturity zones were divided into two maturity groups designated early and late on the basis of the relative maturity (**RM**) submitted by the companies with results listed in separate tables. In cooperation with The Ohio State University, Wood County, OH location is planted and managed by The Ohio State University while Michigan State University performs harvest, quality and data analysis.

A New Holland T6.175 tractor powered a two-row Champion C1200 Kemper forage harvester and a rear mounted Haldrup M-63 Weigh system to harvest the two center rows. Electronic scales mounted on the Haldrup M-63 weigh system measured plot and subsample weights. All field data was recorded on a Panasonic FZ-G1 Toughpad using Harvest Master™ software. Total plot weight was used to calculate green tons per acre (**GT/A**). Sub samples of fodder including grain were collected, weighed, oven dried in a WRH586-500 Greives forced air dryer until weight loss was zero, then re-weighed to determine the percent dry matter (**%DM**). Dry tons per acre (**DT/A**) is calculated mathematically by multiplying **GT/A** by **%DM**. The samples were ground using a Christy mill fitted with a 1mm screen before conducting quality analysis using Near-infrared spectroscopy (NIRS) to predict quality components.

Silage Analysis

Tables 6E, 6L, 7E, 7L, 8E and 8L provide silage quality data as determined by Near-infrared Spectroscopy (NIRS) analysis on freshly dried & ground samples. Data is provided for individual locations and also averaged over multiple locations. Near-infrared spectral analysis involves irradiating the sample with light in the near infrared spectrum (1,100 to 2,500 nm). The illuminated sample absorbs light proportional to specific chemical and physical properties. The reflected energy is measured and correlated statistically with the NIRS Consortiums calibration equation established for silage quality levels. Results of the six quality traits analyzed are presented in the quality tables. The six quality traits are:

1. **IVD=(in vitro) digestible dry matter-48hr.** IVD is a measure of forage digestibility. Higher IVD is desirable.
2. **ADF=acid detergent fiber.** ADF represents the less digestible portion of the corn forage, containing cellulose, lignin, and heat damaged protein. ADF is closely related to the digestibility of forages. Lower ADF implies the forage is more digestible. More mature plant material will contain higher ADF concentrations. A low concentration of ADF is desirable.
3. **NDF=neutral detergent fiber.** NDF is a measure of the fiber content of the corn forage. It is less digestible than non-fiber constituents of the forage. Forages with high NDF levels have lower energy. NDF is also a measure of potential forage intake. High NDF levels decrease the potential forage intake. Low NDF content is desirable.
4. **NDFD=neutral detergent fiber digestibility-48hr.** NDFD is the portion of neutral detergent fiber digested by animals at a specified level of feed intake. High NDFD is desirable.
5. **CP=crude protein.** Forages are generally supplemented with high protein concentrates such as soybean meal to increase the protein content of ruminant diets. Corn hybrids with high protein levels require less supplementation and therefore result in lower feed costs. High protein content is desirable.
6. **STRCH=starch.** Starch from the grain, along with the digestible component of the fiber, accounts for the majority of the energy in corn silage. High Starch content is desirable.

Silage quality traits are reported on a dry matter basis (100 percent DM). Quality traits in these tables are intended for use in hybrid selection only. Analysis for the balancing of feed rations should be analyzed from hybrids grown on each individual farm.

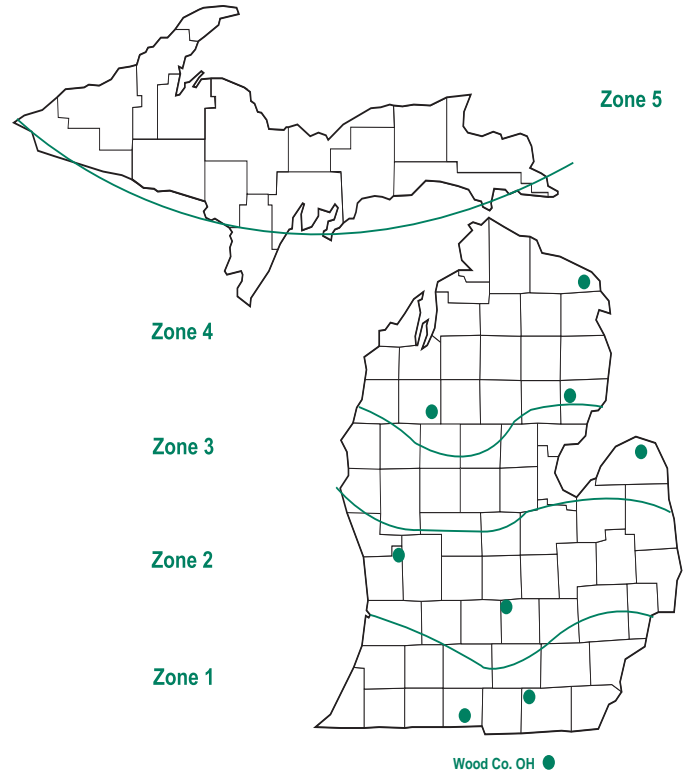


MILK2006

The MILK2006 equation (University Wisconsin-Madison Dairy Science Department) was used to estimate MK/T (milk per ton) and MK/A (milk per acre). MILK2006 estimates the dry matter intake using the NDF and CWD (cell wall digestibility) parameters of the sample. The updated equation utilizes crude protein, fat, and sugar as well as the organic acid fractions along with their total-tract digestibility coefficients to estimate energy. Whole plant dry matter was calculated to 34% for all hybrids and digestibility coefficients used for the fat and sugars as well as the organic acid fractions were held constant. MILK2006 also assumes the weight of the cow is 1,350 lbs. and that it consumes a 30 percent neutral detergent fiber diet. Using National Research Council (NRC, 2001) energy requirements, the estimated intake of energy from corn silage is converted to milk per ton. Milk per acre is then calculated using the estimated values for milk per ton and dry matter yield per acre. For more information on the utility of MILK2006 please see:

www.uwex.edu/ces/crops/uwforage/Milk2006silage.html

2017 Silage Trial Locations



Notes

TABLE C.

AGRONOMIC TABLE FOR SILAGE TRIAL LOCATIONS

	COUNTY	PLANTING DATES	HARVEST DATES	PREVIOUS CROP	100 % STAND	AVERAGE STAND	FERTILIZER N - P - K
Zone 1	BRANCH	May 15	Sept 26	Soybeans	35,244	34,292	221 - 9 - 3
	LENAWEE	June 2	Sept 20	Soybeans	35,244	34,292	109 - 9 - 3 + manure
	WOOD (OHIO)	June 1	Sept 27	Soybeans	34,452	34,452	207 - 26 - 0
Zone 2	OTTAWA	May 22	Sept 21	Soybeans	35,244	34,292	109 - 9 - 3 + manure
	INGHAM	May 18	Sept 13/14	Soybeans	35,244	34,116	162 - 9 - 3 + manure
	HURON	May 17	Sept 25	Corn	35,244	34,443	127 - 9 - 3 + manure
Zone 4	IOSCO	May 30	Sept 29	Corn	35,244	34,398	154 - 9 - 3 + manure
	PRESQUE ISLE	May 9	Sept 28	Alfalfa	35,244	33,622	154 - 9 - 3 + manure
	WEXFORD	May 8	Sept 22	Wheat w/ tillage radishes	35,244	33,834	109 - 9 - 3 + manure

	COUNTY	SOIL TYPE	SOIL TEST	FARM COOPERATOR	LOCATION
Zone 1	BRANCH	Spinks-Oshtemo-Houghton-Fox-Boyer	pH 6.4, P115 K 117.5	Huff farms Kyle Huff	Coldwater
	LENAWEE	Blount loam	pH 7.1, P89.5 K146.5	Baker-Ladd Farms Blaine Baker	Clayton
	WOOD (OHIO)	Hoytville clay loam	pH 5.8 , P 114 K 435	OARDC Matt Davis & Richard Minyo	Hoytville, Ohio
Zone 2	OTTAWA	Perrinton-Ithica-Coloma	pH 6.6, P115 K 221	Eadie Farms Arden Eadie	Conklin
	INGHAM	Capac loam	pH 6.5, P34 K 161	Plant, Soil & Microbial Sciences Research Facility, MSU	East Lansing
	HURON	Kilmanagh loam	pH 7.5, P61 K 118	Wil-Le Farms Ron & Ed McCrea	Bad Axe
Zone 4	IOSCO	Nester-Kawkawlin	pH 7.4, P56 K 222.5	Double B Dairy Jeremy & Tim Beebe	Hale
	PRESQUE ISLE	Omena fine sandy loam	pH 7.3, P45 K 152	Ponik Farms Paul Ponik	Posen
	WEXFORD	Emmet-Montcalm complex	pH 6.3, P81 K 113.5	John Bode	Cadillac

SILAGE HYBRID INDEX

ZONE 1 - Tables 6E/6L

Branch
Lenawee
Wood (Ohio)
Trial Average

ZONE 2/3- Tables 7E/7L

Huron - Zone 3
Ingham
Ottawa
Trial Average

ZONE 4 - Tables 8E/8L

Iosco
Presque Isle
Wexford
Trial Average

BRAND / HYBRID	RM TABLE	BRAND / HYBRID	RM TABLE	BRAND / HYBRID	RM TABLE
AGRIGOLD		GOLDEN HARVEST Cont.		NuTech/G2 GENETICS Cont.	
A6355STXRIB	103 7E	G07B39-3111A	109 7L	~5F-504™	104 7E,8L
~A635-54VT2PRO	105 7L	~G09A86-3111	109 6E,7L	~5H-806™	104 7E,8L
~A636-56STX	106 7L	G09E98-3122	109 6E,7L	~5D-906™	106 7L,8L
~A639-40VT2PRO	109 6E	~G09Y24-3220A	109 6E,7L	~5F-308™	108 7L
A641-78STX	111 6L	~G10T63-3120	110 6E	5F-510™	110 6E,7L
A642-59STX	112 6L	G12W66-3000GT	112 6L	~5FB-1010™	110 6E,7L
BECK		GREAT LAKES		5F-811™	
~5113AMXT™*	101 7E	~4250VT2RIB	92 8E	5F-713™	113 6L
5140HR™*	105 7L	~4548VT2RIB	95 8E,8L	RENK	
5829A4	108 7L	~4728VT2PRO	97 8E,8L	~RK433RR	92 7E
5840AM™*	108 6E,7L	~4988VT2PRO	99 7E,8L	7-551VT2P	95 7E
6082AM™*	110 6E	~5556VT2RIB	105 7L	~RK568VT3P	95 7E
6127A3	111 6L	~5935STX	109 6E,7L	~RK595SSTX	99 7E
6365AM™*	113 6L	6185STXRIB	111 6L	~RK629VT3P	101 7E
CROPLAN		6224STX	112 6L	~RK642SSTX	103 7E
4099SS/RIB	99 7E	LEGACY SEEDS		RK724RR	103 7E
S4600SS/RIB	104 7E	~L-3115 VT2P	92 8E,8L	7-726SSTX	106 7L
4488SS	104 7E	L-3335 3110	93 8E,8L	6-798VT2P	108 7L
4791AS3111GT	106 7L	~L-3916 GENSS	99 8L	~RK763VT2P	108 7L
DAIRYLAND SEED		L-4433 3011A	101 8L	~RK792SSTX	108 7L
HiDF-3188-9	88 8L	~L-5516 GENSS	105 7L	RK842SSTX	112 7L
HiDF-3290-9	90 8L	L-6334 3111	108 7L	RK858VT3P	112 7L
HiDF-3197RA	97 7E,8L	~L-6827 GENSS	108 6E,7L	SEED CONSULTANTS	
HiDF-3099RA	99 7E,8L	L-7236 3000GT	112 6L	~SC 9AQ61™	96 6E,7E
HiDF-3702-9	102 7E,8L	M&W SEEDS		~SCS 10HR43™	104 6E,7E
EXP-11007	105 6E,7L	~47J66	94 7E	SC 10AQ96™	109 6E,7L
HiDF-3605RA	105 6E,7L	~45A36	101 7E	SCS 1125YHR™	112 6L,7L
HiDF-3407RA	107 6E,7L	~44D81	108 6E	T. A. SEEDS	
HiDF-3808RA	108 6E,7L	MASTERS CHOICE		TA736-28RIB	113 6L
DS-9713RA	110 6E,7L	MCT-4572	95 7E,8L	TA768-28	116 6L
HiDF-3510SSX	110 6E	MCT-5371	103 6E,7E,8L	TA780-13VPRIB	116 6L
HiDF-3211SSX	111 6L,7L	MCT-5454	104 6E, 8L	VIKING	
HiDF-3413-9	113 6L	MCT-6363	113 6L	O.71-90GSUP	90 8E
HiDF-3915SSX	115 6L	NK Brand		O.33-95LF	95 8E,8L
DYNAGRO		~N27P-3110A	92 8E	O.69-99	99 7E,8L
~D35SS58	95 8L	N59B-3122A	109 7L	O.34-00LF	100 7E
~D37SS60	97 8L	N63R-3122	109 7L	O.51-04GS	104 6E,7E
~D39DC43	99 7E,8L	~NK0962-3220A	109 6E,7L	O.35-09LF	109 6E,7L
D40SS48	100 7E	~NK0968-3111	109 6E,7L	O.74-10GS	110 6E,7L
D55VC45	105 6E	N66V-3122	110 6E	WELLMAN	
CX16407	107 7L	NuTech/G2 GENETICS		W2814	114 6L
D49VC39	109 6E,7L	~5F-196™	96 8E	WOLF RIVER VALLEY	
GOLDEN HARVEST		~5FN-6097™	97 8E,8L	2693RR	93 8L
~G90Y04-3110A	92 8L	~5F-701™	101 8E,8L	3396FLRR	95 8E,8L
G98L17-3000GT	98 8L	5H-502™	102 7E,8L	EX-90	90 8E
~G01P52-3011A	101 8L	Denotes hybrids that were entered into the Grain and Silage Trials.			
~G03C84-3120	103 7E				

BRAND / HYBRID		Lenawee - Early										Wood - Early														
		YIELD					% QUALITY					YIELD					% QUALITY									
		RM	TRT	TRAIT	%DM	G/T/A	D/T/A	%STD	IND	ADF	NDF	NDFD	CP	STR	MK/T	MK/A	%DM	G/T/A	D/T/A	%STD	IND	ADF	NDF	NDFD	CP	STR
109	P500	1.2	32.6	30.3	9.9*	99	80.3	21.5	40.9	55.2	6.1	35.2	3205	31560	47.9	21.9	10.9	97	82.8	21.9	37.3	53.2	5.2	44.0	3351	38657
108	P1250	1.2,4	29.8	32.5	10.0*	100	80.7	22.9	42.6	54.8	5.7	35.7	3212	30292	49.4	20.2	9.8	101	82.8	18.4	36.2	52.4	6.1	41.8	3352	31691
110	P1250	1,2,4	30.2	34.6	10.4*	96	79.4	25.3	46.5	55.6	6.2	39.3	3097	32050	46.2	24.3	10.4	94	82.8	18.6	37.6	54.4	6.0	42.2	3362	34717
105	C500	1,2,4	27.3	37.1	10.1*	99	81.8	22.4	42.3	57.0	6.3	33.1	3275	33064	38.6	26.0	10.4	100	83.0	20.0	37.0	54.0	5.9	39.9	3366	34821
105	C500	1,2,3,4,6	30.6	30.3	9.2	99	80.1	19.9	39.0	53.7	6.3	36.8	3205	29357	42.8	21.6	9.3	98	80.0	21.5	38.1	47.5	6.1	40.2	3184	27798
107	C500	1,2,3,4,6	30.3	30.3	9.2	100	81.0	18.4	37.8	52.0	6.4	38.0	3271	31739	41.6	22.0	9.1	100	81.0	22.8	39.2	51.4	5.9	36.5	3197	29822
108	C500	1,2,3,4,6	31.0	33.7	10.5*	96	80.1	23.2	42.9	53.6	6.2	31.7	3172	34657	38.0	24.6	9.2	99	77.1	27.0	46.4	50.6	5.7	31.5	2934	28155
110	C500	1,2,3,4,6	31.0	29.9	9.2	99	81.0	20.3	42.1	54.9	6.7	35.2	3230	31760	39.0	22.7	8.5	99	80.0	20.1	40.7	51.1	5.7	36.5	3158	26614
110	C500	1,2,3,4,6	25.9	34.8	9.4	99	77.2	25.6	47.1	56.1	5.8	25.7	2941	28523	38.1	23.0	8.9	99	78.6	23.6	43.8	51.2	5.8	35.8	3044	28011
105	A500	1,2	36.8	38.2	10.4*	100	81.1	21.6	42.2	56.0	6.1	35.4	3233	33554	52.5	21.6	11.5*	99	79.6	19.2	37.2	45.0	6.0	40.8	3336	40176
109	A500	1,2	34.8	31.2	10.9**	87	83.9	17.4	35.5	54.6	7.1	40.2	3455	37567	43.7	20.0	8.7	84	79.3	19.9	39.9	48.1	5.9	34.8	3043	26486
109	C250	1,2,3,4,6	35.0	30.7	10.7*	99	84.1	18.9	38.4	56.4	7.3	38.7	3436	39132	49.9	22.5	12.0**	100	82.3	18.6	36.2	50.9	6.7	41.7	3330	39802
109	C250	1,2,3,4	34.1	31.1	10.6*	95	82.9	20.5	38.2	55.1	6.2	36.7	3374	33946	48.9	20.2	10.1	96	82.9	18.4	34.8	50.9	6.1	41.9	3384	35240
109	C250	1,2,4,5,6	28.3	36.8	10.4*	100	82.5	19.8	41.0	57.4	6.3	37.0	3326	34650	40.0	23.1	9.1	100	81.8	20.4	39.3	53.6	5.8	38.4	3275	29574
110	C250	1,2,4	33.0	30.3	10.0*	100	78.5	25.0	44.0	51.0	6.3	32.9	3071	32389	42.5	24.1	10.4	99	80.4	23.4	40.1	51.0	6.1	39.3	3185	34210
109	P500	1,2,3,6	32.6	29.4	9.6	93	82.0	18.3	37.4	54.8	6.8	39.5	3329	31891	44.9	17.5	7.9	97	81.0	21.9	38.5	50.5	6.1	36.5	3163	22991
108	P250	1,2,3,4	33.3	29.9	9.9*	100	82.7	18.3	37.4	56.1	6.6	38.8	3373	33430	43.6	21.4	9.6	100	82.5	18.0	36.7	52.3	6.5	43.5	3341	31866
108	A250	1,2	34.4	30.2	10.1*	94	82.6	20.1	40.1	53.9	6.6	35.8	3336	33657	45.2	20.0	9.0	96	81.7	19.8	38.5	52.2	6.6	39.2	3271	29545
103	C250	1	36.2	29.4	10.6*	99	84.8	16.6	34.6	56.0	6.8	42.6	3518	37199	47.6	12.9	6.1	99	76.5	27.6	46.8	49.9	6.0	25.5	2762	16844
104	C250	1,2,3,4	32.4	30.3	9.8	96	79.5	22.8	42.8	52.1	6.1	34.1	3143	30717	60.6	16.0	9.9	99	81.4	15.0	32.1	42.2	6.7	46.8	3476	34625
109	C250	1,2,4,5,6	29.6	35.0	10.3*	100	83.0	20.8	40.9	58.5	6.4	32.3	3290	33984	43.2	24.6	10.6	100	82.9	17.8	37.5	54.3	6.3	42.5	3354	35275
109	C250	1,2,3,4,6	35.5	29.2	10.3*	99	81.6	21.4	42.1	56.4	6.9	34.4	3264	33710	47.1	21.4	10.1	98	78.3	24.7	42.1	48.5	6.0	33.4	2995	30132
110	C250	1,2,3,4	32.2	32.1	10.6*	99	80.7	18.2	36.7	53.7	6.2	39.8	3255	31920	38.9	23.3	8.6	100	72.1	30.6	48.8	43.8	5.8	26.1	2772	24131
110	P500	1,2,4	27.1	35.6	9.8	99	83.5	21.1	38.6	57.3	6.9	35.0	3335	32799	43.0	20.8	8.9	100	84.1	18.1	34.9	54.4	6.6	41.2	3449	30639
110	P500	1,2,4	32.8	31.7	10.4*	97	82.4	21.2	35.8	53.5	6.7	41.8	3367	37020	46.0	20.1	9.3	98	81.5	17.6	37.6	50.9	6.3	43.8	3276	32643
96	1,2,3,4	SEED CONSULTANTS SC 9A061™	40.1	25.4	10.5*	96	84.4	17.3	33.8	53.7	6.8	44.2	3498	36525	61.2	15.9	9.8	101	79.3	17.3	38.4	45.5	5.8	45.0	3134	31952
1,2,4	104	SEED CONSULTANTS SC 10HR43™	27.7	35.5	10.1*	99	82.9	21.6	38.6	57.8	7.1	37.0	3370	31894	41.2	21.4	8.8	100	82.5	22.1	37.0	53.0	5.4	41.8	3343	30906
109	1,2,3,4	SEED CONSULTANTS SC 10A096™	32.4	29.6	9.6	97	83.7	19.7	38.7	57.8	6.6	37.4	3413	32660	45.5	19.2	9.0	98	82.9	20.9	38.8	55.9	5.6	40.0	3345	30098
104	C250	CONV.	34.1	26.7	9.4	98	85.2	16.9	35.7	58.5	6.6	41.3	3531	33197	58.2	15.4	9.4	99	79.6	21.1	40.1	48.7	6.0	37.8	3133	29439
109	C250	CONV.	32.2	30.4	9.8	92	80.8	22.8	42.6	55.1	6.9	32.8	3214	31333	42.5	20.2	8.6	99	78.3	25.2	44.6	51.3	6.6	33.1	3019	25800
110	C250	CONV.	31.2	31.4	9.6	99	78.4	21.4	41.5	47.2	5.8	32.2	3206	29964	46.1	20.4	9.4	101	80.9	22.4	39.6	51.8	6.1	39.6	3218	28915
AVERAGE			32.1	31.0	10.0	97.6	81.7	20.7	39.9	55.0	6.5	36.2	3289	33101	45.5	20.9	9.4	98.4	80.6	21.1	39.2	50.7	6.0	38.7	3212	30696
HIGHEST			40.1	37.1	10.9	100.0	85.2	25.6	47.1	58.5	7.3	44.2	3531	39132	61.2	26.0	12.0	101.1	84.1	30.6	48.8	55.9	6.7	46.8	3476	40176
LOWEST			25.9	25.4	9.2	86.5	77.2	16.6	33.8	47.2	5.7	25.7	2941	28523	38.0	12.9	6.1	84.0	72.1	15.0	32.1	42.2	5.2	25.5	2762	16844
CV (%)			7.5	7.7	8.7	2.8	3.1	9.6	7.3	7.6	6.9	7.8	5	8	6.9	5.7	8.4	2.3	4.0	10.2	11.5	11.0	6.9	9.2	5	7
LSD (5%)			2.8	2.8	1.0	3.2	3.0	2.3	3.4	4.9	0.5	3.3	179	3076	3.7	1.4	0.9	2.7	3.8	2.5	5.3	6.5	0.5	4.2	197	2709

BRAND / HYBRID		Lenawee - Early										Wood - Early														
		YIELD					% QUALITY					YIELD					% QUALITY									
		RM	TRT	TRAIT	%DM	G/T/A	D/T/A	%STD	IND	ADF	NDF	NDFD	CP	STR	MK/T	MK/A	%DM	G/T/A	D/T/A	%STD	IND	ADF	NDF	NDFD	CP	STR
108	P1250	1,2,4	37.4	26.6	9.7*	100	82.2	20.0	38.1	53.2	6.7	39.7	3319	30129	42.1	21.9	9.0*	99	82.7	17.9	35.1	50.8	6.8	42.3	3370	29726
105	C500	1,2,3,4,6	36.2	25.5	8.9	100	80.8	18.6	37.5	51.0	7.1	38.8	3238	29350	39.5	21.7	8.6*	98	80.7	20.9	38.6	49.9	7.0	38.9	3217	27384
108	C500	1,2,3,4,6	35.4	29.3	10.3**	98	81.3	21.6	40.0	53.1	6.9	34.0	3230	33996	36.1	24.4	8.7*	97	79.6	23.7	42.5	50.0	6.6	35.6	3116	28412
109	A500	1,2	37.4	26.9	9.9*	93	83.4	17.6	35.6	53.2	7.3	40.5	3406	33693	40.9	20.8	8.5*	88	80.8	19.5	38.4	50.1	6.7	39.4	3186	27464
109	C250	1,2,3,4	35.6	27.2	9.6*	97	82.0	20.7	37.2	51.4	6.8	35.2	3207	30051	42.7	21.3	9.1**	97	82.9	18.3	34.7	50.6	7.0	41.3	3380	30631
108	A250	1,2	38.6	25.8	9.6*	96	82.6	18.4	36.6	50.8	7.1	40.0	3353	32246	42.3	20.7	8.7*	96	81.8	18.9	37.1	50.7	7.2	39.6	3294	28672
103	C250	1	40.8	23.9	9.6*	100	83.7	17.4	34.4	52.6	7.1	42.5	3437	33116	44.3	15.6	6.8	96	79.7	22.9	40.5	50.2	6.7	33.9	3077	21954
110	P500	1,2,4	33.2	29.5	9.5	100	83.2	19.6	37.0	54.7	7.7	39.1	3349	32945	38.9	21.6	8.4	98	83.7	18.4	35.7	54.1	7.4	39.7	3415	28502
AVERAGE			36.8	26.8	9.6	97.9	82.4	19.2	37.1	52.5	7.1	38.7	3318	31941	40.8	21.0	8.5	96.3	81.5	20.1	37.8	51.0	6.9	38.8	3257	27843
HIGHEST			40.8	29.5	10.3	100.0	83.7	21.6	40.0	54.7	7.7	42.5	3437	33996	44.3	24.4	9.1	99.4	83.7	23.7	42.5	54.1	7.4	42.3	3415	30631
LOWEST			33.2	23.9	8.9	93.3	80.8	17.4	34.4	50.8	6.7	34.0	3207	29350	36.1	15.6	6.8	88.4	79.6	17.9	34.7	49.9	6.6	33.9	3077	21954
CV (%)			7.9	6.6	8.8	3.6	2.9	9.4	7.6	8.6	6.2	8.7	5	8	6.4	4.6	7.5	2.6	3.2	8.9	9.5	9.4	5.9	8.2	5	7
LSD (5%)			2.2	1.6	0.7	3.0	1.9	1.6	2.5	3.8	0.3	2.7	124													

TABLE 6L.

BRANCH, LENAWEE & WOOD (OHIO) COUNTY SILAGE TRIALS - LATE (111 Day and Later)

ZONE 1

2017																											
BRAND / HYBRID	RM	TRT	TRAIT	YIELD				% QUALITY				Branch - Late															
				%DM	GT/A	DT/A	%STD	IVD	ADF	NDF	NDFFD	CP	STR	MK/A	MK/A	IVD	ADF	NDF	NDFFD	CP	STR	MK/A	MK/A				
AGRIGOLD A641-78STX	111	P500	1,2,3,4	43.2	24.5	10.2	99	80.8	19.6	38.0	50.8	6.5	38.1	3218	33720	53.7	20.8	11.2	100	82.2	16.1	35.1	49.4	7.2	44.3	3331	39425
AGRIGOLD A642-59STX	111	P500	1,2,3,4	41.6	24.9	10.0	98	81.3	19.1	37.5	52.1	6.6	39.1	3261	33346	48.5	21.4	10.4	99	82.2	17.6	36.3	51.0	7.3	40.9	3321	34489
BECK 6127A3	111	P1250	1,2,3,4	44.4	23.7	10.3	91	80.6	19.9	38.8	50.2	6.5	38.5	3212	32527	51.0	19.6	10.0	92	80.3	18.8	39.1	49.8	6.9	40.4	3184	30396
BECK 6365AM**	113	P1250	1,2,4	42.1	25.7	10.7	99	82.2	19.2	35.7	50.7	6.9	40.2	3332	34929	51.5	21.8	11.6	100	82.7	16.7	34.3	49.6	7.5	42.2	3367	38977
DAIRYLAND SEED HIDE-3211SSX	111	C500	1,2,3,4,6	36.3	26.2	9.4	100	79.9	22.3	42.1	50.7	6.7	33.8	3131	28903	40.8	23.0	9.4	100	79.9	19.7	40.2	50.2	7.1	38.0	3149	31448
DAIRYLAND SEED HIDE-3413-9	113	C500	1,2,3,4,6	39.1	28.8	10.9	**	79.0	25.0	44.3	51.7	6.4	29.2	3004	31547	46.3	23.3	10.8	100	78.9	25.2	44.6	52.6	7.3	26.7	2923	314545
DAIRYLAND SEED HIDE-3915SSX	115	C500	1,2,3,4,6	37.6	28.1	10.3	100	77.9	25.6	44.0	50.6	6.0	28.6	2853	29464	44.2	24.2	10.7	100	80.5	22.5	41.1	52.4	6.6	36.2	3170	33968
GOLDEN HARVEST G12W66-3000GT	112	C250	1,2,3,4	40.7	23.7	9.7	100	81.3	20.8	38.3	50.0	6.5	39.3	3251	32070	45.9	19.0	9.1	99	82.0	19.6	36.1	50.1	7.2	42.0	3311	30152
GREAT LAKES 6185STXRB	111	P500	1,2,3,6	43.8	23.8	10.2	100	83.8	16.4	33.1	51.0	6.2	44.0	3454	34480	50.4	21.7	10.7	99	85.3	13.9	29.6	50.4	7.1	48.0	3566	38222
GREAT LAKES 6224STX	112	P500	1,2,3,6	42.1	24.1	10.0	99	80.2	19.2	38.7	48.7	6.8	38.8	3184	31715	49.3	20.6	10.4	100	80.4	17.3	37.5	47.6	7.3	42.1	3202	35560
LEGACY SEEDS L-7236-3000GT	112	C250	1,2,3	40.3	24.1	9.3	100	81.0	20.1	37.9	49.9	6.3	38.7	3241	30105	45.7	20.0	8.3	99	80.4	20.8	38.8	49.3	7.0	38.3	3190	26351
MASTERS CHOICE MCT-6363	113	C250	1,2,3,4	39.3	24.4	9.5	96	82.5	18.2	35.3	50.2	6.7	40.7	3352	31609	43.6	20.7	9.0	97	83.3	16.8	33.4	50.1	7.2	43.2	3412	30812
NuTech/G2 GENETICS 5F-811™	111	P500	1,2,4	42.4	24.0	10.0	95	79.9	20.7	39.4	48.9	6.5	37.5	3162	31694	47.0	18.3	8.6	93	80.1	19.0	38.6	48.6	7.4	39.6	3176	27334
NuTech/G2 GENETICS 5F-713™	113	P500	1,2,4	38.2	25.8	9.6	100	80.6	21.6	40.5	50.3	6.7	36.0	3191	31612	44.1	22.4	9.7	99	81.0	18.2	37.2	49.1	7.7	42.1	3241	32671
SEED CONSULTANTS SCS 1125YHR™	112	ENC	CONV.	38.3	25.2	9.4	100	82.8	18.7	35.9	52.7	6.9	39.1	3365	31581	47.8	21.6	10.3	99	82.9	17.8	34.7	50.6	7.7	41.1	3372	34685
T. A. SEEDS TA736-28RB	113	1,2,3,4	1,2,3,4	43.5	24.1	10.0	96	80.9	20.1	38.1	49.2	6.5	38.4	3231	32322	52.2	20.8	9.8	96	81.9	17.6	34.4	47.1	7.4	43.1	3316	32507
T. A. SEEDS TA768-28	116	1,2,3,4	1,2,3,4	38.8	24.9	9.5	96	79.7	21.7	40.8	50.0	6.6	34.2	3137	29404	43.4	21.6	9.5	97	81.5	18.1	35.8	48.3	7.6	40.6	3279	30940
T. A. SEEDS TA780-13VPRB	116	1,2,3	1,2,3	41.0	26.0	10.4	98	82.5	18.4	36.1	51.7	6.4	40.0	3348	34849	46.6	22.4	10.4	97	82.4	17.8	36.0	51.1	7.0	40.3	3334	36275
WELLMAN W2814	114	ENC	CONV.	38.2	25.0	9.3	100	76.2	27.3	49.2	51.7	6.9	25.6	2807	26233	41.9	20.8	8.7	99	77.3	25.0	47.6	52.3	7.0	28.1	2917	25320
AVERAGE				40.6	25.1	9.9	98.2	80.7	20.7	39.1	50.6	6.6	36.8	3196	31690	47.0	21.3	9.9	98.3	81.3	18.8	37.4	50.0	7.2	39.8	3250	32688
HIGHEST				44.4	28.8	10.9	100.1	83.8	16.4	33.1	48.7	6.0	40.0	3454	34929	53.7	24.2	11.6	100.0	85.3	25.2	47.6	52.6	7.7	48.0	3566	39425
LOWEST				36.3	23.7	9.3	90.7	76.2	16.4	33.1	48.7	6.0	25.6	2807	26233	40.8	18.3	8.3	92.1	77.3	13.9	29.6	47.1	6.6	26.7	2917	25320
CV (%)				7.2	6.1	9.2	2.8	2.8	9.3	8.1	4.3	5.2	8.2	5	7	7.0	5.3	7.9	2.6	2.6	9.8	9.7	3.2	4.1	7.2	5	6
LSD (5%)				2.0	1.0	0.6	1.9	1.5	1.3	2.1	1.5	0.2	2.0	100	1476	3.9	1.3	0.9	3.0	2.5	2.2	4.3	1.9	0.4	3.4	184	2477

2 Year Averages 2017 - 2016																											
BRAND / HYBRID	RM	TRT	TRAIT	YIELD				% QUALITY				Branch - Late															
				%DM	GT/A	DT/A	%STD	IVD	ADF	NDF	NDFFD	CP	STR	MK/A	MK/A	IVD	ADF	NDF	NDFFD	CP	STR	MK/A	MK/A				
BECK 6365AM**	113	P1250	1,2,4	39.8	24.8	9.8	**	82.3	19.0	36.1	51.1	7.5	39.2	3325	32401	47.7	22.4	10.9	**	82.7	18.2	35.7	51.5	7.6	39.4	3346	35675
GREAT LAKES 6185STXRB	111	P500	1,2,3,6	41.6	23.0	9.5	*	83.6	16.5	33.5	50.9	6.6	44.0	3431	32504	47.1	21.3	9.9	98	84.1	16.0	32.5	51.0	6.9	46.7	3466	34512
MASTERS CHOICE MCT-6363	113	C250	1,2,3,4	40.0	23.8	9.5	*	82.8	17.6	34.2	49.5	7.0	41.8	3365	31747	44.5	21.2	9.4	97	83.3	15.8	31.8	47.4	7.2	44.2	3392	32937
NuTech/G2 GENETICS 5F-811™	111	P500	1,2,4	40.9	23.9	9.7	*	80.6	19.4	37.0	47.6	7.0	39.1	3213	31178	46.4	20.0	9.3	96	80.7	18.3	36.4	47.0	7.3	40.8	3227	30125
NuTech/G2 GENETICS 5F-713™	113	P500	1,2,4	38.0	25.1	9.4	*	82.1	19.2	36.9	50.4	7.3	39.1	3310	31630	43.8	22.1	9.6	97	82.5	17.8	35.6	50.8	7.5	42.0	3337	33164
SEED CONSULTANTS SCS 1125YHR™	112	1,2,4	1,2,4	38.0	24.8	9.3	99	83.2	17.8	34.5	51.7	7.4	40.5	3396	31516	44.0	22.2	9.7	98	82.9	17.9	34.7	50.7	7.7	40.8	3369	32729
T. A. SEEDS TA780-13VPRB	116	1,2,3	1,2,3	38.5	25.3	9.6	*	82.1	18.9	36.5	50.9	6.7	39.6	3315	31860	42.0	22.7	9.5	97	81.4	19.4	37.3	50.0	6.9	38.8	3256	31815
AVERAGE				39.5	24.4	9.5	97.8	82.4	18.3	35.5	50.3	7.1	40.5	3336	31834	45.1	21.7	9.8	97.3	82.5	17.6	34.9	49.8	7.3	41.8	3342	32994
HIGHEST				41.6	25.3	9.8	99.1	83.6	19.4	37.0	51.7	7.5	44.0	3431	32504	47.7	22.7	10.9	98.5	84.1	19.4	37.3	51.5	7.7	46.7	3466	35675
LOWEST				38.0	23.0	9.3	95.9	80.6	16.5	33.5	47.6	6.6	39.1	3213	31178	42.0	20.0	9.3	95.5	80.7	15.8	31.8	47.0	6.9	38.8	3227	30125
CV (%)				7.1	5.3	8.6	3.6	2.6	9.3	7.6	6.6	5.3	8.0	4	7	6.6	5.1	8.2	4.5	2.5	9.6	8.3	6.8	4.7	7.5	5	7
LSD (5%)				1.3	0.6	0.4	1.7	1.0	0.9	1.4	1.6	0.2	1.5	67	1014	2.5	0.9	0.7	3.7	1.7	1.5	2.5	2.8	0.3	2.5	124	1801

				Lenawee - Late								Wood - Late															
2017				YIELD				% QUALITY				YIELD				% QUALITY											
BRAND / HYBRID	RM	TRT	TRAIT	%DM	GT/A	DT/A	%STD	IVD	ADF	NDF	DFED	CP	STR	MK/T	MK/A	%DM	GT/A	DT/A	%STD	IVD	ADF	NDF	DFED	CP	STR	MK/T	MK/A
AGRICOLD A641-78STX	111	P500	1,2,3,4	32.8	30.1	9.9*	97	80.1	20.1	39.3	52.9	5.9	34.8	3186	31411	43.0	22.6	9.7	101	80.1	22.6	39.7	50.0	6.4	35.2	3136	30324
AGRICOLD A642-59STX	112	P500	1,2,3,4	33.1	30.2	10.0*	95	81.3	20.2	38.8	51.9	6.6	36.7	3257	34502	43.2	22.9	9.7	100	80.3	19.6	37.5	53.4	5.8	39.8	3203	31047
BECK 6127A3	111	P1250	1,2,3,4	36.9	28.4	10.3*	88	81.2	19.4	37.5	49.9	6.3	37.7	3264	33512	45.4	23.0	10.6*	92	80.4	21.4	39.8	50.7	6.3	37.3	3186	33675
BECK 6365AM**	113	P1250	1,2,4	33.6	30.8	10.3*	95	81.2	20.5	38.7	51.4	6.5	35.5	3251	31161	41.1	24.6	10.3	101	82.8	20.5	34.0	51.2	6.8	43.1	3377	34651
DAIRYLAND SEED HIDE-3211SSX	111	C500	1,2,3,4,6	31.7	31.9	10.1*	99	80.7	21.6	40.9	52.7	6.6	32.6	3197	30848	36.6	23.7	8.7	101	79.1	25.7	45.3	49.1	6.4	30.8	3048	24414
DAIRYLAND SEED HIDE-3413-9	113	C500	1,2,3,4,6	30.9	33.7	10.2*	99	78.8	24.2	44.3	52.1	5.8	28.2	3009	28450	40.1	29.4	11.8**	101	79.3	25.5	43.9	50.5	6.1	32.9	3080	34646
DAIRYLAND SEED HIDE-3915SSX	115	C500	1,2,3,4,6	30.6	32.8	10.0*	100	79.0	24.1	44.2	52.6	6.2	25.6	2847	28337	37.9	27.3	10.3	99	74.2	30.2	46.6	46.9	5.3	24.2	2542	26087
GOLDEN HARVEST G12W66-3000GT	112	C250	1,2,3,4	35.5	29.6	10.5*	100	82.0	18.8	36.2	50.1	6.3	39.2	3319	34777	40.9	22.4	9.6	101	79.8	24.0	42.6	49.7	6.2	36.6	3123	31281
GREAT LAKES 6185STXRIB	111	P500	1,2,3,6	35.5	28.2	10.0*	99	82.6	18.0	35.9	51.5	6.0	40.1	3362	33612	45.5	21.6	9.8	101	83.6	17.3	33.7	51.2	5.5	44.1	3433	31605
GREAT LAKES 622STX	112	P500	1,2,3,6	33.8	28.0	9.4	96	80.3	20.7	40.1	50.9	6.3	36.2	3189	28916	43.4	23.7	10.2	100	79.8	19.6	38.6	47.6	6.9	38.0	3161	30669
LEGACY SEEDS L-7236 3000GT	112	C250	1,2,3	34.3	30.0	10.5*	100	80.4	20.4	38.7	49.4	6.2	36.5	3209	33526	40.9	22.4	9.2	100	82.2	19.3	36.4	51.0	5.7	41.2	3325	30440
MASTERS CHOICE MCT-6363	113	C250	1,2,3,4	33.8	28.5	9.6	94	81.4	20.0	38.4	51.4	6.3	36.2	3265	28934	40.6	23.9	9.8	97	82.8	17.7	34.0	49.2	6.6	42.8	3379	35082
NuTech/G2 GENETICS 5F-811**	111	P500	1,2,4	35.6	29.6	10.5*	95	79.3	22.0	41.1	49.7	6.1	34.9	3123	32801	44.5	24.2	11.0*	97	80.2	21.2	38.5	48.5	6.2	38.0	3186	34946
NuTech/G2 GENETICS 5F-713**	113	P500	1,2,4	32.7	31.9	10.4*	99	80.6	22.8	42.0	50.5	6.8	31.5	3179	32907	38.0	23.3	8.8	101	80.3	23.9	42.4	51.2	5.6	34.3	3155	29257
SEED CONSULTANTS SCS 1125YHR**	112	C250	1,2,4	29.8	30.4	8.9	100	83.3	20.0	38.1	53.6	6.9	35.1	3374	29803	37.3	23.6	9.1	101	82.4	18.5	34.9	54.0	6.1	41.0	3349	30255
T. A. SEEDS TA736-28RIB	113	C250	1,2,3,4	35.5	29.9	10.8**	94	79.8	23.4	43.0	50.5	6.1	31.7	3127	33732	43.0	21.6	9.5	97	81.0	19.2	36.9	50.2	6.0	40.6	3250	30725
T. A. SEEDS TA768-28	116	C250	1,2,3,4	32.2	29.9	9.6	94	79.2	20.6	39.7	50.1	6.5	34.2	3128	30099	40.7	23.3	9.5	97	78.5	26.3	46.8	51.7	5.7	27.9	3003	27173
T. A. SEEDS TA780-13VPBR	116	C250	1,2,3	33.4	31.6	10.5*	97	82.1	19.6	37.7	52.5	6.1	37.1	3314	33182	42.9	24.1	10.4	100	83.2	17.8	34.8	51.5	6.1	42.7	3396	35091
WELLMAN W2814	114	ENC	CONV.	30.9	31.4	9.7*	100	77.1	25.1	47.6	51.6	6.5	29.1	2923	29803	41.9	22.9	9.6	101	74.3	31.7	52.5	51.2	7.1	19.7	2583	23577
AVERAGE				33.3	30.4	10.1	97.0	80.5	21.1	40.1	51.3	6.3	34.4	3185	31595	41.4	23.7	9.9	99.2	80.2	22.2	39.9	50.5	6.1	36.3	3153	30786
HIGHEST				36.9	33.7	10.8	100.0	83.3	25.1	47.6	53.6	6.9	40.1	3374	34777	45.5	29.4	11.8	101.1	83.6	31.7	52.5	54.0	7.1	44.1	3433	35091
LOWEST				29.8	28.0	8.9	88.5	77.1	18.0	35.9	49.4	5.8	25.6	2847	28337	36.6	21.6	8.7	91.6	74.2	17.3	33.7	46.9	5.3	19.7	2542	23577
CV (%)				7.4	6.5	9.0	3.6	2.4	8.1	5.9	5.5	5.8	7.3	4	7	7.2	5.3	10.0	1.9	3.4	9.5	8.3	3.5	5.7	9.7	5	9
LSD (5%)				2.9	2.3	1.1	4.2	2.3	2.0	2.8	3.3	0.4	3.0	148	2683	3.5	1.5	1.2	2.2	3.2	2.5	3.9	2.1	0.4	4.2	191	3211

				Lenawee - Late								Wood - Late															
2 Year Averages 2017 - 2016				YIELD				% QUALITY				YIELD				% QUALITY											
BRAND / HYBRID	RM	TRT	TRAIT	%DM	GT/A	DT/A	%STD	IVD	ADF	NDF	DFED	CP	STR	MK/T	MK/A	%DM	GT/A	DT/A	%STD	IVD	ADF	NDF	DFED	CP	STR	MK/T	MK/A
BECK 6365AM**	113	P1250	1,2,4	34.5	27.7	9.5*	97	81.5	19.6	37.8	51.0	7.4	37.2	3267	30845	37.2	24.3	9.1	99	82.6	19.3	34.7	50.9	7.5	41.1	3362	30683
GREAT LAKES 6185STXRIB	111	P500	1,2,3,6	36.4	25.9	9.4*	99	82.9	16.6	34.3	49.9	6.6	42.4	3383	32877	41.4	21.9	9.0	99	83.8	16.9	33.6	51.7	6.4	43.0	3444	30125
MASTERS CHOICE MCT-6363	113	C250	1,2,3,4	36.4	26.6	9.7*	94	81.7	19.7	36.9	50.4	6.8	39.0	3289	29654	39.1	23.6	9.3*	96	83.3	17.3	33.9	50.8	7.1	42.3	3413	32649
NuTech/G2 GENETICS 5F-811**	111	P500	1,2,4	35.8	27.4	9.9*	97	80.2	19.8	38.2	48.1	6.8	37.9	3192	31474	40.4	24.2	9.9**	97	81.0	20.0	36.5	47.9	6.9	38.5	3222	31937
NuTech/G2 GENETICS 5F-713**	113	P500	1,2,4	34.3	29.4	10.0**	100	81.9	19.2	36.8	48.8	7.5	37.9	3298	32880	35.8	23.9	8.5	99	82.0	20.5	38.2	51.7	7.0	37.4	3294	28847
SEED CONSULTANTS SCS 1125YHR**	112	C250	1,2,4	34.4	28.3	9.6*	100	84.0	17.4	34.5	52.0	7.4	39.8	3441	32922	35.4	23.8	8.6	99	82.9	18.2	34.4	52.3	7.2	40.9	3380	28896
T. A. SEEDS TA780-13VPBR	116	C250	1,2,3	34.4	28.6	9.8*	99	81.9	19.1	37.1	51.3	6.6	38.3	3301	31542	39.0	24.5	9.5*	99	83.0	18.3	35.0	51.4	6.7	41.7	3388	32224
AVERAGE				35.2	27.7	9.7	97.9	82.0	18.8	36.5	50.2	7.0	39.0	3310	31742	38.3	23.8	9.1	98.3	82.7	18.6	35.2	51.0	7.0	40.7	3357	30766
HIGHEST				36.4	29.4	10.0	100.0	84.0	19.8	38.2	52.0	7.5	42.4	3441	32922	41.4	24.5	9.9	99.2	83.8	20.5	38.2	52.3	7.5	43.0	3444	32649
LOWEST				34.3	25.9	9.4	94.2	80.2	16.6	34.3	48.1	6.6	37.2	3192	29654	35.4	21.9	8.5	96.1	81.0	16.9	33.6	47.9	6.4	37.4	3222	28847
CV (%)				8.1	5.8	8.9	3.4	2.5	9.2	7.2	7.3	5.7	8.0	4	7	6.4	4.4	8.4	2.6	2.8	9.0	7.8	5.3	5.4	8.5	4	8
LSD (5%)				2.3	1.4	0.7	2.7	1.7	1.5	2.3	3.1	0.3	2.4	109	1855	2.1	0.9	0.7	2.1	1.9	1.6	2.5	2.2	0.3	2.6	119	1992

** Highest Yielding Hybrid
* Not Significantly Different from Highest Yielding Hybrid

TABLE 7E.

HURON, INGHAM & OTTAWA COUNTY SILAGE TRIALS - EARLY (104 Day and Earlier)

ZONE 2 - 3

BRAND / HYBRID	RM	TRT	TRAIT	2017											Huron - Early												
				Early - TRIAL AVERAGE						YIELD					%QUALITY					MILK 2006							
				IVD	ADF	NDF	NDFD	CP	STR	%DM	GTIA	DTIA	%STD	%DM	GTIA	DTIA	%STD	IVD	ADF	NDF	NDFD	CP	STR	MK/T	MK/IA	MK/T	MK/IA
AGRIGOLD A6355TXRIB	103	P500	1,2,3,4	823	17.2	34.3	51.0	6.4	42.0	40.9	23.0	9.1	99	3325	30406	46.6	17.5	8.1	99	83.7	18.8	35.0	53.3	5.7	40.6	3378	27451
BECK 5113AMXT™*	101	P1250	1,2,3,4	836	19.2	36.5	53.0	6.8	39.3	40.8	24.7	9.9	98	3396	33816	45.5	19.5	8.9*	96	84.3	17.1	33.4	52.9	6.2	43.9	3480	30850
CROPLAN 409SSRIB	99	ACC	1,2,3,4,6	81.4	18.0	35.5	48.0	6.8	41.1	41.9	24.4	10.2*	99	3259	33013	44.5	19.9	8.6*	100	81.6	19.8	37.7	51.3	5.8	40.0	3287	30120
CROPLAN S4600SSRIB	104	ACC	1,2,3,4,6	79.0	22.3	41.8	50.0	6.8	35.0	45.2	19.1	8.6	99	3068	27275	43.4	16.7	7.5	98	82.1	19.4	37.8	52.4	6.0	39.8	3311	26578
CROPLAN 4488S	104	ACC	1,2,3,4,6	81.5	19.1	36.5	47.0	7.2	42.8	44.3	22.9	9.8	96	3270	31843	47.2	18.1	8.5*	95	83.4	17.6	34.0	49.3	6.2	44.0	3427	30723
DAIRYLAND SEED HIDF-3197RA	97	C500	1,2,3,4,6	822	18.5	35.7	50.7	7.3	41.7	45.7	20.3	9.2	98	3324	30654	52.3	16.3	8.6*	99	83.1	19.4	36.1	54.5	6.1	41.2	3388	28931
DAIRYLAND SEED HIDF-3099RA	99	C500	1,2,3,4,6	81.0	18.2	36.5	46.8	7.2	41.3	45.3	21.8	9.8	99	3242	31829	48.1	19.6	9.4**	99	82.7	17.2	33.7	48.5	6.3	44.4	3383	31649
DAIRYLAND SEED HIDF-3702-9	102	C500	1,2,3,4	82.9	17.6	34.7	51.1	6.9	42.0	38.5	23.4	8.9	99	3328	30289	42.5	18.0	7.4	99	85.2	16.4	32.6	54.5	6.2	44.1	3541	26286
DYNAGRO D39DC43	99	A500	1,2,5	82.6	18.5	35.4	50.8	6.7	43.5	45.1	22.4	9.9	99	3325	33123	52.8	16.8	8.9*	98	85.5	14.3	29.2	52.2	5.9	47.3	3530	29491
DYNAGRO D40SS48	100	A500	1,2,3,4,6	82.5	18.8	36.3	51.1	7.0	40.7	45.8	20.9	9.6	97	3333	31892	47.6	17.5	8.3	96	82.8	18.3	35.1	51.1	6.2	42.0	3379	28135
GOLDEN HARVEST G03C84-3120	103	C250	1,2,4	81.6	15.4	34.7	44.5	7.1	44.7	43.9	22.2	9.6	97	3294	31742	47.7	16.7	8.1	97	83.9	17.6	35.4	51.1	6.1	45.2	3439	27638
GREAT LAKES 4988VT2PRO	99	P500	1,2	81.6	18.1	35.8	48.9	7.0	41.0	40.7	23.7	9.6	96	3288	32309	47.2	17.2	8.3	100	83.7	18.0	34.2	52.4	6.4	43.5	3441	28655
M&W SEEDS 47166	94	A250	1,2	82.1	16.1	34.0	47.1	7.1	43.3	46.4	20.7	9.5	96	3312	31658	53.6	16.5	8.9*	96	84.2	14.6	30.3	50.3	6.4	46.2	3440	32561
M&W SEEDS 45A36	101	A250	1,2	82.6	17.2	33.8	49.2	7.1	43.8	47.8	19.3	9.2	96	3343	31219	50.4	16.3	8.2	96	84.4	14.7	30.7	51.3	6.5	45.7	3458	28333
MASTERS CHOICE MCT-4572	95	C250	1,2,4	84.1	15.1	31.2	49.3	7.5	45.8	45.7	20.8	9.4	97	3476	32595	50.8	15.2	7.7	98	84.3	15.6	31.2	49.4	6.5	47.6	3498	26755
MASTERS CHOICE MCT-5371	103	C250	1	81.9	17.9	35.0	48.3	6.6	40.4	42.3	21.8	9.2	99	3292	31446	44.9	16.6	7.4	99	84.3	16.8	32.7	51.8	6.0	42.0	3431	25426
NuTech2 GENETICS 5H-502™	102	P500	1,2,4	82.8	16.6	32.9	50.2	7.3	44.0	43.0	22.8	9.7	94	3435	32631	46.5	19.2	8.9*	96	83.6	16.9	33.3	50.6	6.4	45.2	3439	30703
NuTech2 GENETICS 5F-504™	104	P500	1,2,4	82.5	17.9	34.0	48.4	6.9	42.8	39.1	24.3	9.4	98	3353	31506	43.8	17.8	7.8	99	84.7	16.3	31.9	51.9	6.0	46.0	3518	27368
NuTech2 GENETICS 5H-806™	104	P500	1,2,4	82.5	19.0	36.5	52.2	6.8	39.2	36.2	25.0	9.0	93	3333	29915	39.4	19.4	7.7	96	83.5	17.2	35.0	52.7	5.9	41.8	3419	26165
RENK RK433RR	92	P250	1	83.7	17.5	34.2	51.7	7.0	43.8	47.2	20.8	9.6	99	3401	32204	51.6	16.7	8.5*	99	84.0	17.9	35.5	52.9	6.4	45.3	3444	28029
RENK 7-551VT2P	95	P250	1,2	83.2	18.3	35.3	52.1	6.8	40.6	43.8	21.0	9.0	95	3335	30105	52.1	17.5	9.1*	99	84.7	15.4	30.7	53.7	6.1	43.2	3390	30833
RENK RK568VT3P	95	P250	1,2,3	83.9	16.6	33.2	51.3	7.4	43.5	47.3	20.6	9.7	98	3426	33000	50.4	17.3	8.8*	99	84.9	16.1	33.5	55.1	6.5	44.9	3516	31019
RENK RK595SSTX	99	P500	1,2,3,4,6	81.7	18.1	35.2	49.0	7.0	41.8	42.0	22.9	9.4	98	3295	30370	50.2	18.7	9.4**	100	83.8	14.4	29.8	49.1	6.2	48.6	3481	30498
RENK RK629VT3P	101	P250	1,2,3	82.9	17.8	35.4	51.5	7.0	42.1	45.4	21.5	9.7	93	3368	34130	48.4	17.3	8.4	92	83.7	17.6	35.2	52.5	6.4	43.9	3428	30178
RENK RK642SSTX	103	P500	1,2,3,4,6	83.1	16.9	33.8	50.0	6.8	42.8	41.4	26.3	10.7**	98	3397	36403	46.0	20.0	9.2*	99	82.3	18.2	35.4	49.9	5.8	42.6	3349	30717
RENK RK724RR	103	P250	1	83.0	16.8	32.4	51.4	6.7	43.4	42.6	22.9	9.6	95	3420	32863	47.1	19.1	9.0*	94	83.6	15.6	32.0	52.2	6.0	45.5	3451	30882
SEED CONSULTANTS SC 9A061™	96		1,2,3,4	80.6	20.0	36.6	47.7	7.1	41.5	47.4	19.7	9.3	98	3216	30599	47.2	16.6	7.9	97	82.0	20.9	36.5	50.6	6.1	43.0	3320	26082
SEED CONSULTANTS SCS 10HR43™	104		1,2,4	82.8	17.2	34.7	50.8	6.8	42.6	36.7	26.1	9.4	98	3366	32023	40.6	20.3	8.2	99	84.3	16.7	33.1	52.5	6.0	44.3	3485	30030
VIKING O.69-99	99	C250	CONV.	80.3	19.7	36.9	46.5	6.8	41.6	46.9	19.6	8.9	95	3240	28266	46.0	16.5	7.6	99	80.0	20.7	39.0	45.1	5.7	43.5	3328	24004
VIKING O.34-00LF	100	C250	CONV.	80.6	19.7	38.8	52.3	6.9	38.2	44.9	21.2	9.4	94	3236	30693	48.7	16.2	7.9	100	84.0	15.9	33.3	57.6	6.3	44.4	3463	28446
VIKING O.51-04GS	104	C250	CONV.	82.8	17.0	35.4	51.2	6.8	41.9	41.7	23.6	9.7	99	3362	32564	46.0	17.9	8.2	99	82.9	16.8	35.3	51.7	5.7	42.6	3387	27796
AVERAGE				82.2	18.0	35.3	49.8	6.9	41.9	43.4	22.3	9.5	97.2	3324	31690	47.4	17.7	8.4	97.8	83.6	17.2	33.8	51.7	6.1	43.9	3427	28785
HIGHEST				84.1	22.3	41.8	53.0	7.5	45.8	47.8	26.3	10.7	99.4	3476	36403	53.6	20.3	9.4	100.0	85.5	20.9	39.0	57.6	6.5	48.6	3541	32561
LOWEST				79.0	15.1	31.2	44.5	6.4	35.0	36.2	19.1	8.6	93.3	3068	27275	39.4	15.2	7.4	92.4	80.0	14.3	29.2	45.1	5.7	39.8	3287	24004
CV (%)				3.1	11.0	9.1	9.0	5.6	8.2	6.4	7.2	8.4	3.4	5	7	5.1	7.3	8.6	2.8	2.5	12.3	9.9	4.8	5.6	8.8	4	7
LSD (5%)				1.7	1.3	2.2	3.0	0.3	2.3	1.9	1.1	0.5	2.2	106	1534	2.9	1.5	0.9	3.3	2.5	2.5	2.9	2.9	0.4	4.6	172	2452

2017			Ingham - Early								Ottawa - Early														
BRAND / HYBRID	RM	TRT	TRAIT	YIELD				% QUALITY				YIELD				% QUALITY				MILK 2006					
				%DM	G/T/A	DT/A	%STD	IVD	ADF	NDF	NDFFD	CP	STR	%DM	G/T/A	DT/A	%STD	IVD	ADF	NDF	NDFFD	CP	STR	M/K/T	MK/A
AGRIGOLD A6355STXRIB	103	P500	1,2,3,4	39.6	23.2	9.0	99	80.7	17.0	35.1	48.1	6.6	42.1	36.4	28.5	10.3	99	82.6	15.8	32.9	51.5	6.8	43.4	3370	34797
BECK 5113AMXT™*	101	P1250	1,2,3,4	39.9	22.3	8.9	99	84.2	18.5	35.7	53.4	7.1	40.8	36.9	32.4	12.0	98	82.4	22.2	40.4	52.7	7.2	33.2	3279	39184
CROPLAN 4099SSRIB	99	ACC	1,2,3,4,6	42.2	24.0	10.0	99	79.6	15.6	34.2	41.6	7.1	43.1	31.73	29.3	11.8	99	83.1	18.8	34.6	51.2	7.5	40.1	3318	39187
CROPLAN S4600SSRIB	104	ACC	1,2,3,4,6	39.0	21.9	8.6	100	77.7	22.1	42.4	47.6	6.9	35.0	29.83	18.6	9.9	97	77.4	25.4	45.3	50.0	7.5	30.2	2911	28822
CROPLAN 4488S	104	ACC	1,2,3,4,6	43.6	19.2	8.1	96	79.8	23.0	41.5	47.1	7.3	41.7	31.08	25.095	12.8	99	81.2	16.9	34.0	44.7	8.0	42.7	3276	39711
DAIRYLAND SEED HIDF-3197RA	97	C500	1,2,3,4,6	41.7	19.6	8.1	97	80.0	20.0	38.7	48.6	7.5	39.6	31.53	25.626	10.9	97	83.6	15.9	32.3	49.2	8.1	44.4	3431	37406
DAIRYLAND SEED HIDF-3099RA	99	C500	1,2,3,4,6	39.8	23.1	9.2	100	79.7	16.2	36.2	43.7	7.4	41.8	31.55	28.898	11.0	99	80.7	21.2	39.8	48.2	7.8	37.8	3187	34941
DAIRYLAND SEED HIDF-3702-9	102	C500	1,2,3,4	35.0	22.2	7.7	98	80.0	19.3	36.9	46.5	6.7	40.5	30.36	23.312	11.5	99	83.5	17.3	34.6	52.4	7.6	41.5	3406	41270
DYNAGRO D39DC43	99	A500	1,2,5	39.0	21.2	8.2	100	79.5	21.7	39.3	48.0	6.7	40.8	31.18	27.607	12.7	100	82.8	19.5	37.8	52.3	7.4	42.3	3329	42270
DYNAGRO D40SS48	100	A500	1,2,3,4,6	39.4	22.4	8.9	94	82.3	18.7	36.3	51.1	7.2	39.8	33.08	29.291	11.6	99	82.4	19.4	37.6	51.1	7.5	40.4	3311	38248
GOLDEN HARVEST G03C84-3120	103	C250	1,2,4	42.1	21.1	8.5	97	79.6	13.5	36.0	42.2	7.5	42.6	31.49	27.665	12.2	96	81.4	15.2	32.7	40.1	7.9	46.3	3295	39924
GREAT LAKES 4988VT2PRO	99	P500	1,2	38.3	23.4	9.0	90	81.6	17.9	36.6	49.9	7.2	39.5	32.66	29.485	11.3	99	79.6	18.4	36.6	44.4	7.5	40.2	3158	38788
M&W SEEDS 47166	94	A250	1,2	41.9	20.8	8.7	96	78.5	17.0	36.7	41.3	6.8	41.9	30.87	25.594	10.8	98	83.7	16.9	35.1	49.7	8.1	41.8	3408	36820
M&W SEEDS 45A36	101	A250	1,2	44.0	19.1	8.4	97	81.2	18.0	36.2	48.2	7.0	42.3	32.49	28.751	11.0	96	82.1	18.9	34.5	48.0	7.7	43.4	3323	36573
MASTERS CHOICE MCT-4572	95	C250	1,2,4	41.6	21.0	8.7	99	83.9	16.9	33.6	52.1	7.8	43.3	34.32	29.875	11.8	94	84.2	13.0	28.8	46.4	8.4	46.5	3498	41156
MASTERS CHOICE MCT-5371	103	C250	1	37.1	22.6	8.3	98	79.8	18.1	36.0	44.0	6.7	40.3	31.69	27.571	11.9	99	81.5	18.7	36.4	49.2	7.1	38.9	3275	41341
NuTechG2 GENETICS 9H-502™	102	P500	1,2,4	38.4	20.6	7.8	93	80.5	18.7	35.1	51.2	7.5	40.3	33.61	24.840	12.6	93	84.5	14.3	30.2	48.7	8.1	46.5	3505	42352
NuTechG2 GENETICS 9F-504™	104	P500	1,2,4	36.3	23.2	8.6	100	80.4	21.2	38.0	47.9	7.0	37.2	31.78	27.359	11.8	96	82.4	16.2	32.0	45.4	7.6	45.1	3364	39792
NuTechG2 GENETICS 9H-806™	104	P500	1,2,4	37.0	21.5	8.1	92	82.5	18.0	34.7	51.5	7.0	41.5	33.42	27.087	11.3	93	81.6	21.8	40.0	52.2	7.3	34.2	3238	36493
RENK RK433RR	92	P250	1	44.3	21.4	9.2	100	83.6	17.1	34.4	52.2	7.0	44.3	34.05	31.170	11.2	99	83.6	17.6	32.9	50.0	7.5	42.0	3353	37412
RENK 7-551VT2P	95	P250	1,2	41.1	19.1	7.8	93	82.4	19.3	37.0	52.3	7.2	40.6	33.06	25.894	10.2	93	82.5	20.2	38.2	50.3	7.1	38.2	3308	33587
RENK RK568VT3P	95	P250	1,2,3	43.8	19.7	8.6	97	83.4	17.2	34.4	51.4	7.6	43.0	33.89	29.241	11.5	98	83.5	16.7	31.5	47.5	8.0	42.7	3372	38739
RENK RK595SSTX	99	P500	1,2,3,4,6	36.8	22.3	8.4	96	80.9	20.4	38.7	50.6	7.4	37.7	32.04	27.009	10.5	99	80.4	19.6	37.2	47.3	7.3	39.2	3201	33601
RENK RK629VT3P	101	P250	1,2,3	41.4	22.4	9.2	93	82.5	17.1	34.7	52.2	7.4	42.0	33.35	30.742	11.6	95	82.7	18.7	36.4	49.8	7.3	40.5	3341	41471
RENK RK642SSTX	103	P500	1,2,3,4,6	39.6	25.9	10.2	97	84.7	15.5	31.5	51.4	7.3	45.4	35.02	35.800	12.8	98	82.3	17.2	34.5	48.7	7.3	40.3	3340	42692
RENK RK724RR	103	P250	1	40.3	21.6	8.6	96	82.3	15.9	32.7	50.6	6.8	44.5	33.43	28.659	11.4	95	83.2	18.8	32.7	51.5	7.3	40.1	3467	39048
SEED CONSULTANTS SC 9AO61™	96	1,2,3,4		44.0	20.3	8.9	99	79.0	22.1	39.6	46.5	7.3	39.0	30.79	27.350	11.3	99	80.8	17.1	33.7	46.0	7.9	42.5	3250	38366
SEED CONSULTANTS SCS 10HR43™	104	1,2,4		35.5	24.0	8.5	98	81.7	16.9	34.6	48.5	7.0	42.1	32.94	27.848	11.5	98	82.3	18.0	36.5	51.5	7.3	41.4	3318	38191
VIKING O.69-99	99	C250	CONV.	38.0	24.1	8.8	90	79.2	21.5	38.5	46.0	7.0	37.1	30.90	27.000	10.3	96	81.7	16.9	33.1	48.4	7.7	44.0	3303	33794
VIKING O.34-00LF	100	C250	CONV.	37.7	23.8	8.9	94	76.4	23.5	45.1	47.8	6.8	32.3	29.94	26.580	11.4	88	81.5	19.7	38.1	51.4	7.6	37.8	3250	37053
VIKING O.51-04GS	104	C250	CONV.	38.5	22.3	8.6	99	82.3	17.9	37.1	52.2	7.0	42.1	33.02	28.286	12.3	99	83.2	16.4	33.7	49.9	7.7	40.9	3397	41611
AVERAGE				39.9	21.9	8.7	96.7	81.0	18.6	36.7	48.6	7.1	40.8	32.31	28.070	11.4	97.0	82.2	18.1	35.3	49.0	7.6	40.9	3315	38274
HIGHEST				44.3	25.9	10.2	100.0	84.7	23.5	45.1	53.4	7.8	45.4	35.02	35.800	12.8	100.0	84.5	25.4	45.3	52.7	8.4	46.5	3505	42692
LOWEST				35.0	19.1	7.7	89.9	76.4	13.5	31.5	41.3	6.6	32.3	29.83	23.312	11.5	98	77.4	13.0	28.8	40.1	6.8	30.2	2911	28822
CV (%)				6.2	7.5	7.5	3.9	3.7	9.6	8.3	12.6	5.6	7.5	5	8	8.5	3.4	3.0	10.7	9.0	8.0	5.4	7.9	5	7
LSD (5%)				2.9	1.9	0.8	4.4	3.5	2.1	3.6	7.2	0.5	3.6	202	2567	3.9	2.1	2.9	2.3	3.8	4.6	0.5	3.8	179	3239

-2 Year Averages Continued On Page 40.

TABLE 7L.

				Late - TRIAL AVERAGE										Huron - Late														
				YIELD			% QUALITY			MILK 2006				YIELD			% QUALITY			MILK 2006								
BRAND / HYBRID	RM	TRT	TRAIT	%DM	GT/A	DT/A	%STD	IVD	ADF	NDF	NDFD	CP	STR	MK/T	MK/A	MK/A	MK/A	STR	ADF	NDF	NDFD	CP	STR	MK/T	MK/A	MK/A		
AGRI GOLD A635-54VT2PRO	105	P500	1,2	44.0	22.7	10.0*	99	82.3	17.5	34.9	50.5	6.8	42.3	3342	34102	50.1	18.4	9.4*	83.1	16.8	33.3	49.3	6.4	44.9	3414	33941	3414	33941
AGRI GOLD A636-56STX	106	P500	1,2,3,4	42.6	22.8	9.6	99	81.7	17.9	35.5	48.5	6.6	41.6	3298	32115	47.3	18.5	8.8	81.3	22.2	41.0	51.3	5.4	36.3	3246	29747	3246	29747
BECK 5140HR™	105	P1250	1,2,4	37.0	26.7	9.8	99	82.5	18.0	34.6	49.4	7.0	41.9	3354	31500	40.6	20.6	8.5	84.0	17.1	34.6	53.8	6.0	42.5	3464	29512	3464	29512
BECK 5829A4	108	P1250	1,2,3,4,6	41.2	26.0	10.5**	100	82.1	19.3	36.9	51.4	6.5	40.0	3310	34400	46.2	20.0	9.4*	83.3	18.8	35.6	52.9	5.6	42.5	3412	32067	3412	32067
BECK 5840AM™	108	P1250	1,2,4	38.8	25.9	9.9	97	83.0	18.4	35.4	52.0	6.6	40.9	3380	33695	44.6	20.6	9.2*	84.4	16.6	32.9	52.4	6.0	45.0	3500	34126	3500	34126
CROPLAN 4791AS11GT	106	ACC	1,2,3,4,6	41.8	22.8	9.4	99	84.6	18.1	35.4	56.4	6.7	40.9	3470	32402	45.2	17.5	8.2*	85.6	18.2	35.7	59.7	6.0	40.3	3506	29133	3506	29133
DAIRYLAND SEED EXP-11007	105	C500	1,2,4	37.1	25.8	9.6	100	81.9	20.4	38.7	53.3	6.5	37.1	3281	31389	39.8	22.7	9.1*	82.9	17.7	35.1	53.5	5.8	42.4	3397	30782	3397	30782
DAIRYLAND SEED HIF-3605RA	105	C500	1,2,3,4,6	40.1	23.3	9.2	97	78.4	21.2	39.5	45.3	6.8	36.2	3098	28309	43.4	20.0	8.9	80.0	22.2	41.5	51.6	5.8	35.3	3167	28710	3167	28710
DAIRYLAND SEED HIF-3407RA	107	C500	1,2,3,4,6	37.7	25.9	9.7	99	81.3	20.3	38.5	51.4	6.4	36.0	3207	31437	41.6	21.0	8.7	82.1	20.3	38.9	54.0	5.5	37.7	3316	30376	3316	30376
DAIRYLAND SEED HIF-3808RA	108	C500	1,2,3,4,6	35.8	27.7	9.9	99	81.0	21.6	39.6	52.1	6.5	35.6	3203	32710	39.3	21.9	8.8	82.5	20.5	38.2	54.0	5.7	37.8	3341	30724	3341	30724
DAIRYLAND SEED DS-9713RA	110	C500	1,2,3,4,6	35.5	25.3	9.1	100	80.8	20.5	39.2	51.0	6.4	36.4	3201	29046	38.7	21.8	8.4	82.8	18.4	36.0	52.0	5.6	40.4	3380	28378	3380	28378
DAIRYLAND SEED HIF-3211SSX	111	C500	1,2,3,4,6	35.3	27.2	9.4	99	80.7	21.6	40.2	52.0	6.6	33.9	3191	29746	38.7	23.4	8.9	81.8	20.7	39.8	54.2	6.1	34.7	3280	29020	3280	29020
DYNAGRO CX16407	107	A500	1,2	41.7	23.5	9.6	95	82.2	17.9	35.2	49.8	7.1	41.4	3329	31460	45.7	18.4	8.4	83.3	17.9	34.7	51.8	6.2	42.1	3421	28734	3421	28734
DYNAGRO D49VC39	109	A500	1,2	37.7	24.8	9.2	82	81.3	18.8	36.1	49.4	6.8	37.2	3215	30366	42.9	20.1	8.7	81.8	19.0	37.1	51.0	5.8	38.3	3315	28615	3315	28615
GOLDEN HARVEST G07B39-3111A	109	C250	1,2,3,4,5,6	36.4	27.7	10.0*	98	81.4	19.7	37.7	51.0	6.5	38.5	3261	33767	38.8	22.1	8.6	81.6	18.3	36.1	52.6	5.6	40.5	3307	30696	3307	30696
GOLDEN HARVEST G09A86-3111	109	C250	1,2,3,4,6	42.1	23.0	9.6	98	82.0	16.9	34.3	48.9	6.9	42.0	3328	30796	47.0	18.0	8.4	83.1	16.1	32.4	52.3	5.8	45.2	3426	28869	3426	28869
GOLDEN HARVEST G09E98-3122	109	C250	1,2,3,4	36.5	24.4	8.9	93	80.8	19.8	37.6	50.2	6.8	35.7	3203	27749	39.6	19.7	7.8	81.4	19.8	39.6	53.0	5.7	36.5	3266	25413	3266	25413
GOLDEN HARVEST G09Y24-3220A	109	C250	1,2,4,5,6	36.9	25.7	9.7	100	81.6	19.0	36.1	51.4	6.5	39.0	3283	32284	43.6	20.2	8.8	84.3	18.7	33.7	54.8	5.8	41.7	3473	30477	3473	30477
GREAT LAKES 5556VTZRIB	105	P500	1,2	42.6	23.7	10.0*	99	82.6	17.1	34.3	49.9	6.9	41.6	3338	33852	47.8	18.1	8.6	82.1	17.8	34.3	47.2	5.9	43.5	3345	28873	3345	28873
GREAT LAKES 5935STX	109	P500	1,2,3,6	41.1	23.2	9.5	98	83.0	17.0	35.6	52.2	6.8	40.4	3377	32041	43.9	17.0	7.5	83.4	18.4	36.4	54.4	5.9	40.3	3412	25551	3412	25551
LEGACY SEEDS L-5516 GENSS	105	P250	1,2,3,4	40.9	22.7	9.3	95	82.0	17.5	35.1	50.9	6.9	41.5	3320	30711	45.5	17.3	8.2	83.0	16.9	33.4	51.8	6.3	44.1	3414	27843	3414	27843
LEGACY SEEDS L-6334 3111	108	C250	1,2,3,4,6	41.4	24.0	9.8	98	82.1	19.5	38.0	52.4	6.5	38.8	3302	32685	45.9	20.3	9.3*	82.9	18.7	36.8	56.5	5.5	41.0	3379	32674	3379	32674
LEGACY SEEDS L-6827 GENSS	108	P250	1,2,3,4	36.5	25.0	8.9	99	80.5	20.1	37.5	50.1	6.7	37.7	3211	29967	40.3	18.5	7.5	82.1	18.6	36.5	54.1	6.0	39.5	3335	27101	3335	27101
NK Brand N598-3122A	109	C250	1,2,3,4,5	37.8	25.2	9.4	99	80.8	19.1	37.8	49.2	7.0	37.9	3223	29499	41.7	21.0	8.6	81.7	19.3	38.8	52.9	5.9	35.9	3276	28185	3276	28185
NK Brand N63R-3122	109	C250	1,2,3,4	36.4	25.6	9.1	97	80.2	20.6	39.0	52.0	6.6	33.5	3328	29261	40.8	19.5	7.9	82.2	20.9	37.0	53.9	5.8	35.0	3198	25316	3198	25316
NuTech/G2 GENETICS 5FB-1010™	109	C250	1,2,4,5,6	39.0	25.7	10.1*	99	83.2	19.6	36.3	55.3	6.9	36.8	3317	34219	44.6	18.7	8.3	84.2	20.9	40.2	58.2	6.1	36.6	3416	28299	3416	28299
NK Brand NK0968-3111	109	C250	1,2,3,4,6	41.4	22.5	9.2	99	80.9	17.3	36.1	47.1	6.9	42.2	3246	30461	47.3	18.4	8.7	81.6	16.1	35.4	48.2	5.9	45.5	3313	30950	3313	30950
NuTech/G2 GENETICS 5D-906™	106	P500	1,2,4	40.1	25.9	10.0*	97	82.4	19.2	36.1	52.1	7.2	37.6	3285	32696	47.2	19.2	9.1*	83.6	19.7	35.2	53.4	6.0	40.1	3389	30622	3389	30622
NuTech/G2 GENETICS 5F-308™	108	P500	1,2,4	38.0	26.0	9.6	99	83.2	18.9	35.4	53.9	7.2	40.6	3389	32653	42.6	22.2	9.3*	84.4	18.9	35.4	56.0	6.1	41.3	3480	32186	3480	32186
NuTech/G2 GENETICS 5F-510™	110	P500	1,2,4	37.4	25.6	9.4	99	83.0	17.0	34.6	51.0	7.3	41.3	3386	32072	42.3	20.0	8.4	84.5	17.5	34.6	55.3	6.0	42.1	3494	29437	3494	29437
NuTech/G2 GENETICS 5FB-1010™	110	P500	1,2,4	40.0	25.8	10.2*	95	81.3	19.6	36.3	50.4	6.9	39.6	3254	31819	46.7	21.3	10.0**	82.9	17.1	34.2	53.1	5.9	43.7	3399	33992	3399	33992
RENK 7-726SSTX	106	P500	1,2,3,4,6	41.3	21.4	8.7	94	81.0	19.4	37.7	48.8	6.9	38.6	3239	28453	46.2	17.4	8.1	84.6	16.6	33.0	53.2	6.4	43.7	3509	29661	3509	29661
RENK 6-798VT2P	108	P250	1,2	38.3	23.9	9.1	99	80.3	20.7	40.2	50.1	6.5	36.2	3174	28985	41.4	20.1	8.3	81.9	19.3	37.4	51.6	5.9	38.6	3314	27414	3314	27414
RENK RK763VT2P	108	P250	1,2	41.8	24.8	9.8	97	83.7	17.6	35.2	53.6	6.9	42.1	3418	33517	50.1	19.1	8.8	83.9	16.9	33.9	52.6	6.1	44.2	3464	30511	3464	30511
RENK RK792SSTX	108	P500	1,2,3,4,6	41.9	22.9	9.3	93	81.1	18.4	36.3	47.8	7.0	40.0	3257	31129	46.4	18.0	8.5	81.4	17.7	35.8	48.5	6.1	42.0	3301	29344	3301	29344
RENK RK84ZSSTX	112	P500	1,2,3,4,6	37.3	26.2	9.4	99	81.4	20.9	39.7	52.3	6.9	35.9	3243	30813	42.2	19.0	8.0	82.3	20.3	39.1	54.7	6.0	37.8	3320	28149	3320	28149
RENK RK85VT3P	112	P250	1,2,3	38.7	26.6	10.3*	98	82.6	18.4	35.3	50.6	6.7	40.1	3307	34014	42.2	22.1	9.6*	83.6	18.4	33.9	51.6	5.5	40.2	3308	31702	3308	31702
SEED CONSULTANTS SC 10A096™	109	1,2,3,4		40.9	23.0	9.3	98	82.6	19.1	36.7	54.2	6.6	35.5	3347	31011	43.5	19.3	8.5	83.2	22.4	40.1	58.0	5.3	34.8	3306	27940	3306	27940
SEED CONSULTANTS SCS 1125YHR™	112	1,2,4		37.1	25.8	9.2	99	81.1	17.6	35.3	46.3	7.0	40.7	3262	29926	41.6	19.4	8.0	84.0	18.6	36.4	56.0	6.0	39.4	3446	28659	3446	28659

2017												Ingham - Late						Ottawa - Late															
BRAND / HYBRID		RM	TRT	TRAIT	YIELD				% QUALITY				MILK 2006				YIELD				% QUALITY				MILK 2006								
					%DM	GT/A	DT/A	%STD	IVD	ADF	NDF	NDFD	CP	STR	MK/T	MK/A	IVD	ADF	NDF	NDFD	CP	STR	MK/T	MK/A	IVD	ADF	NDF	NDFD	CP	STR	MK/T	MK/A	
AGRICOLD A635-5AVT2PRO		105	P500	1.2	40.6	21.1	8.7	98	81.0	19.2	37.7	53.5	6.8	38.0	3243	28309	82.9	16.5	33.6	48.9	7.2	44.2	3368	40054	82.9	16.5	33.6	48.9	7.2	44.2	3368	40054	
AGRICOLD A636-56STX		106	P500	1.2,3,4	39.6	20.9	8.3	100	81.0	16.2	33.6	46.2	7.1	43.3	3328	29555	99	80.8	15.3	31.8	48.0	7.3	45.2	3320	37044	80.8	15.3	31.8	48.0	7.3	45.2	3320	37044
BECK 5140HR™*		105	P1250	1.2,4	36.4	23.6	8.6	99	83.0	18.0	35.2	51.7	7.3	40.0	3384	29020	99	80.4	18.8	34.2	42.8	7.5	43.1	3214	35968	80.4	18.8	34.2	42.8	7.5	43.1	3214	35968
BECK 5829A4		108	P1250	1,2,3,4,6	37.0	26.9	9.8	**	83.8	18.4	35.8	54.3	6.9	39.6	3425	33653	100	79.1	20.6	39.1	46.9	7.2	38.0	3092	37480	79.1	20.6	39.1	46.9	7.2	38.0	3092	37480
BECK 5840AM™*		108	P1250	1,2,4	34.2	24.4	8.4	99	82.5	19.6	37.3	53.1	6.8	37.2	3335	29172	99	82.2	19.0	36.0	50.5	7.0	40.4	3305	39188	82.2	19.0	36.0	50.5	7.0	40.4	3305	39188
CROPLAN 4791AS3111GT		106	ACC	1,2,3,4,6	37.1	25.6	9.2	100	85.3	18.0	33.9	56.6	6.8	40.7	3530	32486	100	82.8	18.0	36.6	53.0	7.3	41.6	3333	35585	82.8	18.0	36.6	53.0	7.3	41.6	3333	35585
DAIRYLAND SEED EXP-11007		105	C500	1,2,4	33.1	24.7	8.2	99	81.6	21.5	40.6	54.7	6.5	33.4	3252	26607	100	81.2	21.9	40.4	51.8	7.2	35.7	3195	36779	81.2	21.9	40.4	51.8	7.2	35.7	3195	36779
DAIRYLAND SEED HIF-3609RA		105	C500	1,2,3,4,6	36.2	21.3	7.8	97	76.1	19.9	36.5	38.7	6.9	37.3	3052	23417	99	79.1	21.6	40.4	45.8	7.8	35.9	3074	33339	79.1	21.6	40.4	45.8	7.8	35.9	3074	33339
DAIRYLAND SEED HIF-3407RA		107	C500	1,2,3,4,6	33.8	26.1	8.8	100	82.9	18.5	36.0	52.3	6.9	35.3	3240	28546	100	78.9	22.1	40.7	48.0	6.8	35.0	3066	35388	78.9	22.1	40.7	48.0	6.8	35.0	3066	35388
DAIRYLAND SEED HIF-3808RA		108	C500	1,2,3,4,6	32.7	27.3	8.9	98	81.6	21.4	39.7	53.7	6.8	32.2	3207	28356	100	78.9	22.9	41.0	48.6	7.0	37.0	3062	39051	78.9	22.9	41.0	48.6	7.0	37.0	3062	39051
DAIRYLAND SEED DS-9713RA		110	C500	1,2,3,4,6	32.4	23.6	7.6	100	80.4	22.2	42.1	53.5	6.6	30.4	3124	23791	99	79.3	21.0	39.5	47.5	7.0	38.5	3100	34970	79.3	21.0	39.5	47.5	7.0	38.5	3100	34970
DAIRYLAND SEED HIF-3211SSX		111	C500	1,2,3,4,6	31.5	27.2	8.6	98	81.6	20.6	38.9	52.8	7.0	34.3	3268	27941	99	78.7	23.4	41.7	49.1	6.9	32.9	3026	32277	78.7	23.4	41.7	49.1	6.9	32.9	3026	32277
DYNAGRO CX16407		107	A500	1,2	40.3	20.7	8.3	92	82.6	19.2	37.4	51.6	7.3	38.5	3338	26280	96	80.6	16.8	33.5	46.1	8.0	43.5	3228	39365	80.6	16.8	33.5	46.1	8.0	43.5	3228	39365
DYNAGRO D49VC39		109	A500	1,2	35.0	24.5	8.5	81	82.7	19.6	35.0	53.6	7.2	36.3	3247	27700	97	79.4	17.9	36.3	43.5	7.5	37.0	3082	34782	79.4	17.9	36.3	43.5	7.5	37.0	3082	34782
GOLDEN HARVEST G07B39-3111A		109	C250	1,2,3,4,5,6	33.4	26.9	8.6	100	82.4	20.9	39.5	53.2	6.9	33.6	3303	28294	100	80.2	19.9	37.7	47.3	7.0	41.5	3172	42310	80.2	19.9	37.7	47.3	7.0	41.5	3172	42310
GOLDEN HARVEST G09A86-3111		109	C250	1,2,3,4,6	39.3	21.0	8.2	100	80.8	17.8	36.3	46.6	7.2	38.2	3235	25346	100	82.2	16.8	34.1	47.7	7.8	42.7	3324	38174	82.2	16.8	34.1	47.7	7.8	42.7	3324	38174
GOLDEN HARVEST G09E98-3122		109	C250	1,2,3,4	35.5	23.2	8.5	92	82.5	19.3	34.1	52.7	7.0	34.0	3281	27869	93	78.6	20.4	39.0	45.1	7.6	36.8	3062	29966	78.6	20.4	39.0	45.1	7.6	36.8	3062	29966
GOLDEN HARVEST G09Y24-3220A		109	C250	1,2,4,5,6	30.1	26.1	8.8	100	79.5	19.0	37.4	48.0	7.0	36.5	3152	29548	100	81.0	19.4	37.3	51.5	6.9	38.8	3224	36827	81.0	19.4	37.3	51.5	6.9	38.8	3224	36827
GREAT LAKES 5556VT2RIB		105	P500	1,2	39.4	22.6	8.9	97	84.1	15.7	32.2	53.6	7.2	41.4	3404	32356	99	81.6	17.8	36.2	49.1	7.4	40.0	3265	40328	81.6	17.8	36.2	49.1	7.4	40.0	3265	40328
GREAT LAKES 5935STX		109	P500	1,2,3,6	38.5	21.9	8.5	97	82.2	17.9	37.8	53.3	7.1	36.8	3311	27978	98	83.3	14.8	32.5	48.8	7.4	44.0	3406	42596	83.3	14.8	32.5	48.8	7.4	44.0	3406	42596
LEGACY SEEDS L-5516 GENSS		105	P250	1,2,3,4	37.6	20.8	7.8	94	82.1	18.3	37.2	51.7	7.0	38.1	3313	25826	99	80.8	17.4	34.8	49.1	7.6	42.5	3284	34864	80.8	17.4	34.8	49.1	7.6	42.5	3284	34864
LEGACY SEEDS L-6334 3111		108	C250	1,2,3,4,6	38.2	24.5	9.1	* 98	81.2	21.1	40.8	49.6	6.6	34.3	3222	31077	100	82.3	18.8	36.4	51.2	7.3	41.1	3305	34303	82.3	18.8	36.4	51.2	7.3	41.1	3305	34303
LEGACY SEEDS L-6827 GENSS		108	P250	1,2,3,4	34.9	25.3	8.5	99	81.7	21.2	36.7	53.0	6.9	37.4	3295	29220	100	77.6	20.5	39.4	43.1	7.4	36.2	3002	33580	77.6	20.5	39.4	43.1	7.4	36.2	3002	33580
NK Brand N59B-3122A		109	C250	1,2,3,4,5	35.2	20.8	7.3	98	79.0	21.0	40.7	48.3	6.9	35.5	3099	21022	99	81.8	17.2	34.1	46.4	8.3	42.3	3294	39289	81.8	17.2	34.1	46.4	8.3	42.3	3294	39289
NK Brand N63R-3122		109	C250	1,2,3,4	33.9	24.5	8.2	97	79.9	19.8	38.3	53.1	6.9	34.2	3149	28144	96	78.7	23.1	41.9	49.1	7.1	31.3	3037	34324	78.7	23.1	41.9	49.1	7.1	31.3	3037	34324
NK Brand NK0962-3220A		109	C250	1,2,4,5,6	33.3	26.0	9.4	* 100	83.4	20.0	37.5	55.6	7.1	34.6	3250	30391	99	82.1	17.9	37.2	52.0	7.6	39.2	3284	43968	82.1	17.9	37.2	52.0	7.6	39.2	3284	43968
NK Brand NK0968-3111		109	C250	1,2,3,4,6	37.2	20.4	7.5	99	79.8	17.5	36.4	44.2	7.4	40.1	3178	27348	99	81.3	18.4	36.4	48.8	7.4	41.0	3249	36884	81.3	18.4	36.4	48.8	7.4	41.0	3249	36884
NuTechG2 GENETICS 5D-906™		106	P500	1,2,4	38.7	22.2	8.8	96	82.2	19.6	38.0	53.0	7.7	36.4	3306	29009	99	81.4	18.4	35.1	50.0	8.1	36.4	3162	38456	81.4	18.4	35.1	50.0	8.1	36.4	3162	38456
NuTechG2 GENETICS 5F-308™		108	P500	1,2,4	36.0	21.7	7.8	98	83.0	19.0	37.4	54.5	7.8	37.3	3358	26201	99	82.3	18.7	33.5	51.3	7.8	43.1	3330	39573	82.3	18.7	33.5	51.3	7.8	43.1	3330	39573
NuTechG2 GENETICS 5F-510™		110	P500	1,2,4	35.9	21.7	7.8	100	81.6	17.3	35.5	48.2	7.7	38.9	3295	26581	100	83.0	16.1	33.6	49.4	8.2	43.0	3370	40197	83.0	16.1	33.6	49.4	8.2	43.0	3370	40197
NuTechG2 GENETICS 5FB-1010™		110	P500	1,2,4	37.9	22.1	8.4	92	81.4	20.5	39.5	52.8	7.1	34.1	3206	25504	98	79.8	21.3	35.4	45.3	7.7	41.0	3157	35960	79.8	21.3	35.4	45.3	7.7	41.0	3157	35960
RENK 7-726SSTX		106	P500	1,2,3,4,6	38.0	19.3	7.3	90	80.9	22.0	41.5	51.5	7.0	33.9	3197	23337	96	77.6	19.7	38.5	41.9	7.3	38.4	3012	32363	77.6	19.7	38.5	41.9	7.3	38.4	3012	32363
RENK 6-798VT2P		108	P250	1,2	36.1	22.1	8.1	98	79.3	22.8	44.8	52.4	6.5	33.3	3074	24840	100	79.7	20.1	38.3	46.3	7.2	36.6	3133	34702	79.7	20.1	38.3	46.3	7.2	36.6	3133	34702
RENK RK163VT2P		108	P250	1,2	37.9	23.3	8.8	97	84.3	18.6	35.1	55.4	7.1	40.4	3462	30459	98	82.8	17.2	36.6	52.8	7.6	41.6	3329	39581	82.8	17.2	36.6	52.8	7.6	41.6	3329	39581
RENK RK192SSTX		108	P500	1,2,3,4,6	41.3	19.4	8.0	89	82.0	19.2	38.0	52.5	7.1	37.2	3297	27627	100	80.0	18.4	35.1	42.4	7.9	40.7	3174	36417	80.0	18.4	35.1	42.4	7.9	40.7	3174	36417
RENK RK842SSTX		112	P500	1,2,3,4,6	35.5	24.3	8.7	99	82.8	18.7	37.2	53.8	7.2	37.2	3350	28963	100	79.3	23.6	42.7	48.5	7.5	32.9	3059	35326	79.3	23.6	42.7	48.5	7.5	32.9	3059	35326
RENK RK858VT3P		112	P250	1,2,3	35.9	24.3	8.7	99	83.2	17.3	34.8	51.7	7.2	39.9	3398	29551	97	80.9	19.5	37.2	48.6	7.5	40.2	3214	40788	80.9	19.5	37.2	48.6	7.5	40.2	3214	40788
SEED CONSULTANTS SC 10A096™		109		1,2,3,4	35.4	22.3	7.9	97	82.8	19.1	37.0	57.2	7.3	26.6	3416	28360	96	81.9	15.8	33.0	47.5	7.3	45.2	3319	36732	81.9	15.8	33.0	47.5	7.3	45.2	3319	36732
SEED CONSULTANTS SCS 1125VHR™		112		1,2,4	38.0	21.7	7.9	98	79.5	17.0	34.0	40.0	7.1	42.1	3178	26225																	

TABLE 7E - Continued from page 37.

HURON, INGHAM & OTTAWA COUNTY SILAGE TRIALS - EARLY (104 Day and Earlier)

ZONE 2 - 3

2 Year Averages 2017 - 2016																											
BRAND / HYBRID	RM	TRT	TRAIT	YIELD				% QUALITY				MILK 2006															
				%DM	GT/A	DT/A	%STD	IVD	ADF	NDF	NDFD	CP	STR	MK/T	MK/A												
AGRIGOLD A6355STXRIB	103	P500	1,2,3,4	40.7	22.9	9.2	99	82.8	16.6	33.6	50.0	6.5	43.6	3378	31559	41.7	19.1	7.9	98	82.9	18.5	36.3	52.8	6.0	40.0	3355	27163
CROPLAN 4099SSRIB	99	ACC	1,2,3,4,6	43.0	23.3	9.9	**100	82.3	18.2	35.7	50.4	6.9	41.4	3323	32836	45.7	20.1	9.1	**100	82.6	19.7	38.1	54.4	6.3	39.3	3348	30229
DAIRYLAND SEED HIDF-3197RA	97	C500	1,2,3,4,6	44.7	19.2	8.7	98	82.9	18.0	35.0	51.6	7.2	42.6	3378	29305	47.9	17.0	8.1	99	83.5	18.7	36.0	54.9	6.3	41.5	3421	27610
M&W SEEDS 47J66	94	A250	1,2	47.9	19.7	9.3	98	82.8	16.7	34.1	49.1	7.0	44.0	3364	31507	50.9	17.3	8.8	*98	84.0	16.1	32.2	51.5	6.6	45.3	3455	31451
M&W SEEDS 45A36	101	A250	1,2	48.1	18.8	9.1	98	83.3	16.3	33.6	50.7	7.1	45.3	3403	31114	49.1	17.7	8.7	*97	84.7	14.2	32.4	53.5	6.5	47.5	3493	29867
MASTERS CHOICE MCT-4572	95	C250	1,2,4	46.0	20.2	9.2	96	83.6	15.9	32.2	48.8	7.5	45.5	3438	31522	49.7	16.2	8.0	97	83.0	18.0	35.1	51.4	6.6	44.2	3400	27114
MASTERS CHOICE MCT-5371	103	C250	1	42.6	21.7	9.3	99	82.8	16.8	34.0	49.2	6.6	42.3	3362	31264	43.9	18.8	8.3	100	84.5	16.1	33.7	53.7	5.8	43.5	3470	27998
RENK RK595SSTX	99	P500	1,2,3,4,6	40.8	23.0	9.3	99	82.0	18.0	34.7	48.6	7.1	42.1	3322	30811	43.3	19.3	8.5	*99	82.7	16.3	32.7	48.8	6.5	44.5	3401	27846
RENK RK629VT3P	101	P250	1,2,3	41.8	22.2	9.2	96	82.7	17.4	34.8	50.2	7.1	42.4	3366	32580	44.2	19.2	8.4	94	83.4	16.6	34.2	50.8	6.5	44.0	3428	30492
VIKING O.51-04GS	104	C250	CONV.	42.3	23.0	9.7	*99	83.2	16.9	34.7	51.4	6.9	42.8	3395	33137	44.9	18.8	8.4	99	83.3	16.9	35.0	52.4	6.0	43.1	3422	29586
AVERAGE				43.8	21.4	9.3	98.1	82.8	17.1	34.2	50.0	7.0	43.2	3373	31563	46.1	18.4	8.4	98.0	83.5	17.1	34.6	52.4	6.3	43.3	3419	28935
HIGHEST				48.1	23.3	9.9	99.7	83.6	18.2	35.7	51.6	7.5	45.5	3438	33137	50.9	20.1	9.1	99.9	84.7	19.7	38.1	54.9	6.6	47.5	3493	31451
LOWEST				40.7	18.8	8.7	95.8	82.0	15.9	32.2	48.6	6.5	41.4	3322	29305	41.7	16.2	7.9	94.1	82.6	14.2	32.2	48.8	5.8	39.3	3348	27114
CV (%)				6.4	6.9	8.7	3.6	2.8	10.7	8.1	9.0	5.4	8.0	4	7	5.1	6.7	7.9	3.9	2.4	10.9	8.6	6.3	5.6	7.9	4	7
LSD (5%)				1.3	0.7	0.4	1.7	1.1	0.9	1.4	2.1	0.2	1.6	68	1034	1.9	1.0	0.6	3.2	1.6	1.6	2.5	2.7	0.3	2.8	111	1614

2 Year Averages 2017 - 2016																											
BRAND / HYBRID	RM	TRT	TRAIT	YIELD				% QUALITY				MILK 2006															
				%DM	GT/A	DT/A	%STD	IVD	ADF	NDF	NDFD	CP	STR	MK/T	MK/A												
AGRIGOLD A6355STXRIB	103	P500	1,2,3,4	41.5	22.1	9.0	99	82.8	15.8	32.5	48.9	6.6	45.4	3387	30616	38.9	27.6	10.7	*99	82.9	15.6	31.9	48.4	6.9	45.3	3392	36907
CROPLAN 4099SSRIB	99	ACC	1,2,3,4,6	43.3	22.8	9.7	**99	81.8	16.1	33.9	46.9	7.0	43.5	3313	31128	40.0	27.0	11.0	*100	82.5	18.7	34.9	49.7	7.4	41.2	3307	37149
DAIRYLAND SEED HIDF-3197RA	97	C500	1,2,3,4,6	45.7	18.8	8.5	98	82.1	18.9	36.4	51.1	7.3	41.4	3308	28222	40.6	21.9	9.4	97	83.2	16.5	32.7	48.7	7.9	45.0	3405	32082
M&W SEEDS 47J66	94	A250	1,2	46.7	19.5	8.9	97	81.2	16.7	35.5	47.2	6.9	43.5	3268	28551	46.2	22.2	10.2	99	83.0	17.4	34.6	48.7	7.6	43.3	3371	34518
M&W SEEDS 45A36	101	A250	1,2	47.1	17.9	8.4	99	83.5	15.9	32.9	50.1	7.1	45.3	3425	29519	48.2	20.9	10.3	97	81.8	18.7	35.5	48.5	7.6	43.2	3292	33956
MASTERS CHOICE MCT-4572	95	C250	1,2,4	44.3	20.0	8.7	97	83.8	16.1	32.7	50.2	7.6	44.6	3440	30065	44.0	24.5	10.8	*96	83.9	13.5	28.9	44.9	8.3	47.8	3473	37449
MASTERS CHOICE MCT-5371	103	C250	1	40.7	20.8	8.4	98	82.0	16.4	33.4	46.4	6.8	42.5	3312	29120	43.1	25.6	11.1	*99	81.8	17.9	34.8	47.6	7.1	40.9	3303	36674
RENK RK595SSTX	99	P500	1,2,3,4,6	40.6	21.0	8.6	98	82.2	18.9	35.6	50.0	7.2	41.1	3320	29226	38.6	28.7	10.9	*100	81.0	18.7	35.8	47.0	7.6	40.7	3246	35361
RENK RK629VT3P	101	P250	1,2,3	40.1	21.7	8.7	97	82.9	16.6	33.9	50.9	7.4	42.8	3379	30073	41.1	25.7	10.6	97	81.9	19.1	36.3	48.7	7.4	40.5	3290	37177
VIKING O.51-04GS	104	C250	CONV.	42.8	21.1	9.1	*99	83.7	16.8	34.9	53.3	6.9	44.1	3417	30557	39.3	29.1	11.5	**99	82.5	17.1	34.2	48.6	7.6	41.3	3345	39267
AVERAGE				43.3	20.6	8.8	98.2	82.6	16.8	34.2	49.5	7.1	43.4	3357	29702	42.0	25.3	10.6	98.3	82.4	17.3	34.0	48.1	7.5	42.9	3342	36054
HIGHEST				47.1	22.8	9.7	99.4	83.8	18.9	36.4	53.3	7.6	45.4	3440	31128	48.2	29.1	11.5	99.7	83.9	19.1	36.3	49.7	8.3	47.8	3473	39267
LOWEST				40.1	17.9	8.4	96.6	81.2	15.8	32.5	46.4	6.6	41.1	3268	28222	38.6	20.9	9.4	95.5	81.0	13.5	28.9	44.9	6.9	40.5	3246	32082
CV (%)				6.5	7.0	8.0	3.7	3.1	9.5	7.7	11.1	5.2	7.4	5	7	7.3	6.6	8.8	3.3	2.7	11.1	8.6	9.1	5.1	8.2	4	7
LSD (5%)				2.2	1.2	0.6	2.9	2.1	1.4	2.3	4.5	0.3	2.6	124	1760	2.6	1.4	0.8	2.6	1.9	1.7	2.5	3.6	0.3	2.8	118	2157

2 Year Averages 2017 - 2016			Late - TRIAL AVERAGE													Huron - Late											
			YIELD				% QUALITY				MILK 2006					YIELD			% QUALITY			MILK 2006					
BRAND / HYBRID	RM	TRT	TRAIT	%DM	GT/A	DT/A	%STD	IVD	ADF	NDF	NDFD	CP	STR	MK/T	MK/A	%DM	GT/A	DT/A	%STD	IVD	ADF	NDF	NDFD	CP	STR	MK/T	MK/A
BECK 5140HR™	105	P1250	1,2,4	39.8	24.7	9.5	98	83.1	18.0	34.4	50.8	6.9	42.1	3394	31655	41.5	20.6	8.4	99	84.0	17.7	35.3	54.7	6.3	41.3	3463	29071
BECK 5840AM™	108	P1250	1,2,4	39.1	25.9	9.9*	97	83.6	18.0	34.6	52.6	6.7	42.3	3422	34147	41.4	21.2	8.7	97	84.3	17.1	33.7	53.4	6.0	43.4	3496	30572
DAIRYLAND SEED HIDF-3605RA	105	C500	1,2,3,4,6	40.6	24.0	9.6	96	80.5	19.3	37.1	47.5	7.0	38.9	3228	30565	42.8	21.4	9.2	96	81.3	19.6	38.3	51.1	6.1	38.8	3279	30157
DAIRYLAND SEED HIDF-3808RA	108	C500	1,2,3,4,6	37.3	26.9	9.9*	97	81.9	20.1	38.0	52.6	6.6	37.3	3282	33584	40.7	21.8	9.0	98	83.3	19.7	37.2	54.9	5.7	39.1	3402	32172
DYNAGRO D49VC39	109	A500	1,2	38.0	24.9	9.3	90	81.4	18.4	36.4	49.4	6.8	39.1	3249	30669	39.7	20.6	8.1	91	81.7	18.9	38.0	51.9	5.9	38.6	3306	27272
NuTech/G2 GENETICS 5F-308™	108	P500	1,2,4	39.0	25.6	9.8*	99	83.9	17.7	34.5	53.9	7.1	41.9	3440	34381	41.7	22.6	9.3	99	84.5	18.9	35.2	55.9	6.0	41.5	3492	32404
NuTech/G2 GENETICS 5F-510™	110	P500	1,2,4	37.6	25.9	9.6	99	83.2	17.3	35.0	52.1	7.3	40.8	3374	33022	39.9	20.8	8.3	99	84.2	17.9	35.5	55.5	6.3	38.7	3403	28841
RENK 6-798VT2P	108	P250	1,2	40.0	24.7	10.1**	96	81.3	19.1	37.7	49.9	6.8	38.5	3261	32651	43.2	21.7	10.1**	94	82.4	18.9	37.4	53.0	6.1	38.4	3351	33787
AVERAGE				38.9	25.3	9.7	96.6	82.4	18.5	36.0	51.1	6.9	40.1	3331	32584	41.4	21.3	8.9	96.6	83.2	18.6	36.3	53.8	6.1	40.0	3399	30534
HIGHEST				40.6	26.9	10.1	99.3	83.9	20.1	38.0	53.9	7.3	42.3	3440	34381	43.2	22.6	10.1	99.0	84.5	19.7	38.3	55.9	6.3	43.4	3496	33787
LOWEST				37.3	24.0	9.3	90.0	80.5	17.3	34.4	47.5	6.6	37.3	3228	30565	39.7	20.6	8.1	90.9	81.3	17.1	33.7	51.1	5.7	38.4	3279	27272
CV (%)				6.7	6.9	9.0	4.0	3.0	10.7	7.9	10.1	5.6	9.8	5	7	5.6	7.6	9.2	3.7	2.4	9.4	8.3	7.2	6.7	8.3	4	7
LSD (5%)				1.3	0.8	0.4	1.9	1.2	1.0	1.4	2.4	0.2	1.8	73	1065	2.0	1.3	0.7	3.0	1.7	1.5	2.5	3.2	0.3	2.8	117	1773

2 Year Averages 2017 - 2016			Ingham - Late													Ottawa - Late											
			YIELD				% QUALITY				MILK 2006					YIELD			% QUALITY			MILK 2006					
BRAND / HYBRID	RM	TRT	TRAIT	%DM	GT/A	DT/A	%STD	IVD	ADF	NDF	NDFD	CP	STR	MK/T	MK/A	%DM	GT/A	DT/A	%STD	IVD	ADF	NDF	NDFD	CP	STR	MK/T	MK/A
BECK 5140HR™	105	P1250	1,2,4	41.5	20.5	8.2	98	83.9	17.1	33.0	51.2	7.1	43.2	3454	28311	36.4	33.0	12.0*	99	81.3	19.0	35.0	46.5	7.4	41.9	3264	37582
BECK 5840AM™	108	P1250	1,2,4	38.1	21.9	8.3	95	83.1	19.0	35.9	52.9	6.8	40.4	3383	29252	37.7	34.6	12.6**	100	83.3	18.0	34.4	51.4	7.2	43.2	3387	42616
DAIRYLAND SEED HIDF-3605RA	105	C500	1,2,3,4,6	39.7	20.9	8.3	94	80.0	17.4	33.7	43.3	7.0	42.2	3263	27099	39.3	29.7	11.3	99	80.0	21.0	39.5	48.1	7.9	35.8	3142	34439
DAIRYLAND SEED HIDF-3808RA	108	C500	1,2,3,4,6	37.7	24.8	9.3**	93	83.2	19.2	37.8	55.6	6.8	38.4	3339	31080	33.5	34.1	11.5	99	79.4	21.5	39.1	47.2	7.3	34.3	3105	37501
DYNAGRO D49VC39	109	A500	1,2	38.8	22.5	8.5	89	82.2	18.5	35.8	51.9	6.9	39.2	3269	27774	35.6	31.8	11.3	91	80.3	17.7	35.4	44.4	7.5	39.5	3172	36962
NuTech/G2 GENETICS 5F-308™	108	P500	1,2,4	38.1	21.0	8.0	97	84.2	16.9	34.8	54.5	7.3	40.9	3453	27687	37.1	33.3	12.3*	100	82.9	17.2	33.5	51.2	7.8	43.3	3375	43052
NuTech/G2 GENETICS 5F-510™	110	P500	1,2,4	37.2	22.9	8.3	99	82.2	17.2	35.9	50.5	7.6	40.7	3323	27983	35.8	34.0	12.1*	100	83.3	16.7	33.6	50.4	7.9	43.1	3397	42242
RENK 6-798VT2P	108	P250	1,2	38.3	22.0	8.5	95	80.9	20.2	39.9	51.2	6.8	37.2	3212	27791	38.4	30.5	11.8*	99	80.6	18.2	35.7	45.5	7.4	40.0	3219	36376
AVERAGE				38.7	22.1	8.4	95.0	82.5	18.2	35.9	51.4	7.0	40.3	3337	28372	36.7	32.6	11.8	98.3	81.4	18.6	35.8	48.1	7.6	40.1	3257	38846
HIGHEST				41.5	24.8	9.3	99.0	84.2	20.2	39.9	55.6	7.6	43.2	3454	31080	39.3	34.6	12.6	100.0	83.3	21.5	39.5	51.4	7.9	43.3	3397	43052
LOWEST				37.2	20.5	8.0	88.6	80.0	16.9	33.0	43.3	6.8	37.2	3212	27099	33.5	29.7	11.3	90.6	79.4	16.7	33.5	44.4	7.2	34.3	3105	34439
CV (%)				6.9	6.8	8.0	4.4	3.3	10.9	8.0	12.7	5.6	11.8	5	8	7.6	6.2	8.6	4.1	2.9	11.5	8.2	9.6	4.6	9.0	5	7
LSD (5%)				2.1	1.3	0.6	3.5	2.3	1.7	2.5	5.4	0.3	3.7	136	1818	2.4	1.6	0.8	3.3	1.9	1.8	2.5	3.8	0.3	3.0	126	2311

TABLE 8E.

IOSCO, PRESQUE ISLE & WEXFORD COUNTY SILAGE TRIALS - EARLY (101 Day and Earlier)

ZONE 4

BRAND / HYBRID		TRIAL AVERAGE														iosco - Early											
		YIELD							% QUALITY							YIELD				% QUALITY							
		RM	TR1	TRAIT	%DM	GT/A	DT/A	%STD	IVD	ADF	NDF	NDFD	CP	STR	MK/IT	MK/A	%DM	GT/A	DT/A	%STD	IVD	ADF	NDF	NDFD	CP	STR	MK/IT
2017	92	P500	1.2	40.8	23.6	9.4	100	81.5	18.8	37.3	50.0	7.9	41.1	3262	31282	39.8	26.1	10.4*	100	82.4	17.6	35.6	50.4	7.9	42.8	3321	34367
	95	P500	1.2	40.4	25.5	10.3*	99	83.7	17.0	34.3	51.8	8.1	43.9	3421	35298	38.9	28.0	10.7*	100	83.7	16.9	34.1	52.1	8.2	43.8	3410	36552
	97	P500	1.2	38.7	26.3	10.1*	98	81.7	18.9	36.1	48.9	7.7	40.8	3347	33759	37.1	29.6	11.0*	100	82.0	19.5	36.5	51.0	8.1	38.3	3260	35698
	92	P250	1.2	41.4	25.0	10.2*	97	82.1	17.0	34.5	50.3	7.5	42.8	3311	34607	39.8	27.6	11.0*	99	82.9	17.0	34.1	51.8	7.7	43.6	3366	36875
	93	C250	1.2	35.6	26.2	9.0	94	81.2	17.9	35.5	48.7	7.9	41.6	3259	29790	32.8	27.1	8.6	95	82.0	20.0	37.2	51.5	7.8	40.1	3282	28140
	92	C250	1.2,4,5,6	37.8	26.6	9.9	98	81.3	20.0	37.3	48.8	7.9	37.8	3235	31401	36.3	27.3	9.9	100	82.1	17.6	33.6	46.1	8.0	42.3	3318	31082
	96	P500	1.2,4	40.6	24.5	9.6	96	81.2	18.1	36.3	46.1	7.4	44.5	3299	31548	38.9	27.8	10.4*	99	79.4	15.0	32.0	37.3	7.4	47.6	3309	34305
	97	P1250	1.2,4	40.4	24.4	9.8	88	81.9	18.3	36.3	50.2	7.6	41.3	3300	32120	35.5	27.1	9.6	87	80.4	16.6	35.0	44.1	8.1	42.4	3207	28882
	101	P500	1.2,4	38.1	24.4	9.3	93	82.3	19.8	38.0	53.2	7.6	40.0	3299	30481	35.9	27.3	9.8	95	81.8	19.5	36.6	49.8	7.9	41.2	3270	32009
	90	C250	CONV.	41.3	24.4	10.0*	98	82.4	18.1	35.6	49.7	7.9	42.8	3331	33678	37.2	27.1	10.1	99	80.7	19.1	35.6	45.5	7.8	43.3	3221	32487
	95	C250	CONV.	40.0	26.7	10.6**	99	81.7	17.5	35.9	51.9	7.9	42.4	3289	36060	37.9	29.5	11.2**	99	81.2	18.7	37.1	53.1	8.1	40.5	3232	37804
	95	C250	1	39.8	26.4	10.4*	98	81.0	21.0	39.5	51.2	8.1	38.6	3209	33912	35.7	28.7	10.2	99	80.0	21.2	40.0	50.9	7.9	37.7	3156	37922
	90	C250	1	37.9	25.4	9.6	97	81.7	18.5	36.5	50.6	8.0	40.7	3286	31658	37.4	27.9	10.4*	100	83.0	17.1	34.5	50.7	8.4	43.5	3367	35089
AVERAGE				39.4	25.3	9.9	96.4	81.8	18.6	36.4	50.1	7.8	41.4	3296	32738	37.1	27.8	10.2	97.8	81.7	18.1	35.5	48.8	7.9	42.1	3286	33506
HIGHEST				41.4	26.7	10.6	99.5	83.7	21.0	39.5	53.2	8.1	44.5	3421	36060	39.8	29.6	11.2	100.0	83.7	21.2	40.0	53.1	8.4	47.6	3410	37804
LOWEST				35.6	23.6	9.0	87.6	81.0	17.0	34.3	46.1	7.4	37.8	3209	29790	32.8	26.1	8.6	87.3	79.4	15.0	32.0	37.3	7.4	37.7	3156	28140
CV (%)				7.5	6.0	8.8	3.7	3.1	11.3	8.4	10.0	4.5	7.9	4	7	6.6	5.7	7.7	2.8	2.9	9.9	6.9	12.5	4.2	6.7	4	7
LSD (5%)				2.0	1.0	0.6	2.4	1.7	1.4	2.1	3.4	0.2	2.2	95	1563	3.0	1.9	0.9	3.3	2.8	2.1	2.9	7.3	0.4	3.4	159	2971

BRAND / HYBRID		Presque Isle - Early														Wexford - Early											
		YIELD							% QUALITY							YIELD				% QUALITY							
		RM	TR1	TRAIT	%DM	GT/A	DT/A	%STD	IVD	ADF	NDF	NDFD	CP	STR	MK/IT	MK/A	%DM	GT/A	DT/A	%STD	IVD	ADF	NDF	NDFD	CP	STR	MK/IT
2017	92	P500	1.2	36.1	27.0	9.7	100	82.1	17.9	35.6	49.6	8.0	42.7	3323	34136	46.5	17.7	8.1	99	79.9	21.0	40.7	50.0	7.8	37.7	3141	26342
	95	P500	1.2	34.0	27.7	10.0	99	82.2	19.0	38.5	52.3	8.0	39.3	3304	32916	48.3	20.7	10.3**	99	85.2	15.2	30.3	51.0	8.1	48.7	3549	36426
	97	P500	1.2	34.4	28.2	10.0	96	82.6	18.5	34.3	51.8	7.6	43.0	3368	33680	44.5	21.1	9.3*	98	80.7	18.8	37.6	43.8	7.4	41.3	3413	31901
	92	P250	1.2	35.9	27.8	10.0	97	81.0	19.0	37.9	49.8	7.3	37.7	3196	31814	48.7	19.7	9.8*	95	82.4	15.0	31.4	49.2	7.6	47.2	3371	35133
	93	C250	1.2	33.5	29.8	9.9	93	80.9	18.5	36.2	50.9	8.0	40.1	3246	33360	40.7	21.7	8.6	93	80.7	15.4	33.3	43.7	7.8	44.7	3249	27871
	92	C250	1.2,4,5,6	35.6	30.4	10.8*	97	79.5	23.3	40.4	49.1	7.9	32.8	3078	33081	41.6	22.0	9.1	96	82.4	19.0	38.0	51.3	7.9	38.2	3308	30040
	96	P500	1.2,4	34.2	26.8	9.2	90	80.3	24.3	43.2	50.9	7.1	39.3	3146	29060	48.7	19.0	9.1	98	83.8	15.0	33.7	50.0	7.5	46.7	3440	31280
	97	P1250	1.2,4	43.1	26.4	11.4*	88	83.3	19.0	35.7	53.1	7.5	41.7	3393	39580	42.5	19.7	8.5	88	82.2	19.4	38.1	53.4	7.4	39.9	3301	27898
	101	P500	1.2,4	35.8	27.1	9.8	95	82.6	19.8	37.1	53.2	7.5	40.7	3344	32667	42.6	18.7	8.2	90	82.4	20.3	40.3	56.5	7.5	38.0	3284	26767
	90	C250	CONV.	41.7	27.2	11.4*	95	82.1	20.9	38.8	52.3	7.7	39.0	3295	37656	45.2	18.9	8.5	99	84.3	14.4	32.3	51.3	8.1	46.1	3477	30892
	95	C250	CONV.	37.3	29.9	11.2*	100	80.8	19.3	39.1	50.8	8.0	40.2	3218	37858	44.8	20.8	9.5*	98	83.2	14.7	31.7	51.8	7.7	46.6	3418	32519
	95	C250	1	39.1	30.2	11.8**	98	80.5	21.9	39.4	50.5	8.3	37.0	3195	39299	44.6	20.4	9.2*	98	82.0	20.0	39.1	52.3	8.2	41.3	3277	30146
	90	C250	1	37.7	28.4	10.7	94	80.3	21.3	40.2	51.0	7.7	36.3	3179	33956	38.7	20.0	7.8	97	81.9	17.2	34.8	50.0	7.9	42.4	3311	25929
AVERAGE				36.8	28.2	10.4	95.5	81.4	20.2	38.2	51.2	7.7	39.2	3253	34543	44.4	20.0	8.9	96.0	82.4	17.3	35.5	50.3	7.8	43.0	3349	30165
HIGHEST				43.1	30.4	11.8	100.0	83.3	24.3	43.2	53.2	8.3	43.0	3393	39580	48.7	22.0	10.3	99.5	85.2	21.0	40.7	56.5	8.2	48.7	3549	36426
LOWEST				33.5	26.4	9.2	87.7	79.5	17.9	34.3	49.1	7.1	32.8	3078	29060	38.7	17.7	7.8	87.7	79.9	14.4	30.3	43.7	7.4	37.7	3141	25342
CV (%)				7.2	5.1	7.8	4.0	2.6	12.2	9.4	2.5	3.9	9.0	4	7	7.8	7.1	10.2	4.1	3.7	11.3	8.3	11.9	5.2	7.8	5	8
LSD (5%)				3.2	1.7	1.0	4.5	2.6	3.0	4.3	1.5	0.4	4.3	165	3004	4.2	1.7	1.1	4.7	3.6	2.4	3.6	7.3	0.5	4.1	183	2822

** Highest Yielding Hybrid

* Not Significantly Different from Highest Yielding Hybrid

TABLE 8L - Continued from page 45. IOSCO, PRESQUE ISLE & WEXFORD COUNTY SILAGE TRIALS - LATE (105 Day and Earlier) ZONE 4

2 Year Averages 2017 - 2016			Iosco - Late												
BRAND / HYBRID	RM	TRT	IRAIT	YIELD				% QUALITY				MILK 2006			
				%DM	GT/A	DT/A	%STD	IVD	ADF	NDF	NDFD	CP	STR	MK/T	MK/A
DAIRYLAND SEED HIDF-3197RA	97	C500	1,2,3,4,6	34.2	28.3	9.7	100	82.3	17.4	34.5	53.8	8.3	41.2	3435	33485
DYNAGRO D35SS58	95	A500	1,2,3,4,6	39.0	27.5	10.5*	100	83.0	16.0	32.8	50.9	7.7	43.4	3389	36814
DYNAGRO D37SS60	97	A500	1,2,3,4,6	34.6	27.8	9.7	100	82.6	17.3	34.9	50.4	7.8	41.5	3348	31561
GOLDEN HARVEST G90Y04-3110A	92	C250	1,2,4,5,6	37.7	28.1	10.6*	98	82.8	15.9	33.4	48.4	8.4	42.0	3374	35939
MASTERS CHOICE MCT-5371	103	C250	1	34.5	28.2	9.7	98	82.5	18.2	35.8	51.4	7.7	38.0	3301	32969
NuTechG2 GENETICS 5F-701™	101	P500	1,2,4	34.4	28.0	9.6	95	83.3	18.7	35.1	52.2	7.5	40.1	3387	33280
NuTechG2 GENETICS 5H-502™	102	P500	1,2,4	34.2	29.1	10.0*	97	81.5	18.2	36.3	49.2	7.9	38.5	3247	31469
NuTechG2 GENETICS 5F-504™	104	P500	1,2,4	32.2	33.1	10.7**	99	82.7	19.4	36.6	52.7	7.8	38.5	3339	35555
AVERAGE				35.1	28.8	10.1	98.3	82.6	17.6	34.9	51.1	7.9	40.4	3352	33884
HIGHEST				39.0	33.1	10.7	100.0	83.3	19.4	36.6	53.8	8.4	43.4	3435	36814
LOWEST				32.2	27.5	9.6	94.7	81.5	15.9	32.8	48.4	7.5	38.0	3247	31469
CV (%)				7.5	5.1	9.0	3.7	3.3	8.6	6.4	12.4	4.6	7.3	5	7
LSD (5%)				2.2	1.2	0.8	3.0	2.3	1.3	1.9	5.0	0.3	2.5	129	2074

2 Year Averages 2017 - 2016			Wexford - Late												
BRAND / HYBRID	RM	TRT	TRAIT	YIELD				% QUALITY				MILK 2006			
				%DM	GT/A	DT/A	%STD	IVD	ADF	NDF	NDFD	CP	STR	MK/T	MK/A
DAIRYLAND SEED HIDF-3197RA	97	C500	1,2,3,4,6	39.4	22.4	8.7	100	82.5	18.2	35.7	53.0	7.7	42.1	3354	29834
DYNAGRO D35SS58	95	A500	1,2,3,4,6	43.1	19.0	8.6	95	84.6	15.9	33.2	52.5	7.6	44.5	3500	30013
DYNAGRO D37SS60	97	A500	1,2,3,4,6	43.7	21.9	9.5*	100	84.1	15.7	31.6	51.3	7.9	46.0	3480	33586
GOLDEN HARVEST G90Y04-3110A	92	C250	1,2,4,5,6	39.6	22.2	8.8	97	83.3	17.6	34.2	49.8	8.3	41.5	3411	31309
MASTERS CHOICE MCT-5371	103	C250	1	41.7	21.9	9.0*	99	84.2	16.7	33.6	51.0	7.5	43.0	3475	31264
NuTechG2 GENETICS 5F-701™	101	P500	1,2,4	43.9	19.9	8.7	94	84.3	17.2	33.3	54.3	7.4	45.0	3482	30091
NuTechG2 GENETICS 5H-502™	102	P500	1,2,4	40.6	22.0	8.7	90	82.3	17.3	35.4	51.6	7.9	42.1	3344	29644
NuTechG2 GENETICS 5F-504™	104	P500	1,2,4	38.7	24.9	9.6**	100	83.1	19.5	36.9	53.9	7.5	39.5	3375	31307
AVERAGE				41.3	21.8	8.9	96.8	83.5	17.3	34.2	52.2	7.7	43.0	3427	30881
HIGHEST				43.9	24.9	9.6	100.0	84.6	19.5	36.9	54.3	8.3	46.0	3500	33586
LOWEST				38.7	19.0	8.6	90.5	82.3	15.7	31.6	49.8	7.4	39.5	3344	29644
CV (%)				7.3	8.2	9.2	2.8	2.6	10.5	8.5	5.9	5.4	8.5	4	6
LSD (5%)				2.5	1.5	0.7	2.2	1.8	1.6	2.5	2.6	0.3	2.9	119	1624

TABLE 8L.

IOSCO, PRESQUE ISLE & WEXFORD COUNTY SILAGE TRIALS - LATE (106 Day and Earlier)

ZONE 4

2017			TRIAL AVERAGE													Iosco - Late											
BRAND / HYBRID	RM	TRT	TRAIT	YIELD				% QUALITY				MILK 2006 MK/IT	MK/IA	YIELD				% STD	% QUALITY					MILK 2006 MK/IT	MK/IA		
				%DM	GT/IA	DT/IA	%STD	IVD	ADF	NDF	NDFD			CP	STR	%DM	GT/IA		DT/IA	%STD	IVD	ADF	NDF			NDFD	CP
DAIRYLAND SEED HIDE-3188-9	88	C500	1,2,3,4,6	42.5	23.4	9.9	98	84.0	16.9	33.9	52.7	7.9	44.0	3451	33389	42.4	26.0	11.1*	99	84.9	15.8	31.5	52.0	8.1	45.7	3509	36618
DAIRYLAND SEED HIDE-3290-9	90	C500	1,2,3,4	41.8	24.3	10.2*	98	83.2	18.4	35.6	51.0	7.7	42.7	3391	35589	39.1	25.3	10.3	98	84.5	14.9	30.8	51.6	7.8	47.1	3492	38491
DAIRYLAND SEED HIDE-3197RA	97	C500	1,2,3,4,6	35.4	27.4	9.6	99	81.5	18.5	36.1	53.5	7.7	41.5	3349	32531	35.2	29.5	10.4	100	80.4	17.3	34.6	53.8	8.3	42.6	3412	35488
DAIRYLAND SEED HIDE-3099RA	99	C500	1,2,3,4,6	32.9	30.1	9.8	99	80.3	20.0	39.2	49.7	7.8	36.9	3181	31671	31.8	32.1	10.2	100	79.9	18.3	38.5	47.7	8.3	38.2	3137	34724
DAIRYLAND SEED HIDE-3702-9	102	C500	1,2,3,4	33.7	30.9	10.2*	97	81.8	18.1	37.0	50.8	7.8	38.4	3291	33443	30.9	31.7	9.7	96	78.0	18.0	37.1	40.6	7.8	40.1	3044	27350
DYNAGRO D35S58	95	A500	1,2,3,4,6	39.6	23.9	9.6	96	82.6	17.6	36.3	53.0	7.6	41.4	3344	33636	38.7	28.6	10.9*	99	82.4	16.4	33.3	52.7	7.5	43.8	3338	39028
DYNAGRO D37SS60	97	A500	1,2,3,4,6	41.1	25.9	10.4*	98	82.2	17.7	34.3	50.1	7.7	43.7	3339	34480	36.2	29.2	10.6*	100	81.0	17.5	36.6	48.4	7.6	41.5	3227	32392
DYNAGRO D39DC43	99	A500	1,2,5	39.5	26.7	10.4*	99	81.9	16.9	35.0	50.0	7.1	43.1	3318	33484	34.1	29.7	10.1	100	79.2	17.2	37.4	44.2	7.2	40.8	3114	29441
GOLDEN HARVEST G90Y04-3110A	92	C250	1,2,4,5,6	39.7	27.0	10.7**	97	83.2	16.8	34.5	50.2	8.0	42.4	3396	37158	39.4	28.1	11.0*	100	83.6	14.1	30.9	47.1	8.2	47.3	3435	37832
GOLDEN HARVEST G98L17-3000GT	98	C250	1,2,3,4	38.3	26.6	10.1*	97	82.7	18.1	34.9	51.2	8.0	41.0	3335	32532	36.4	27.6	10.1	96	82.1	17.0	34.6	48.6	8.2	42.5	3310	30342
GOLDEN HARVEST G01PE2-3011A	101	C250	1,2,3,4,5	36.9	24.7	9.1	96	82.5	17.9	36.0	49.9	7.9	40.6	3341	30863	36.8	27.2	10.0	97	82.1	17.4	34.3	47.6	8.0	42.9	3311	33115
GREAT LAKES 4548V2RIB	95	P500	1,2	41.4	23.3	9.6	99	81.9	17.6	35.9	48.9	8.0	41.8	3310	31299	39.6	28.2	11.0*	100	80.3	15.5	34.0	41.6	8.0	43.1	3207	33641
GREAT LAKES 4728V2PRO	97	P500	1,2	37.5	25.1	9.1	97	82.1	18.4	36.9	51.4	7.6	40.3	3312	30092	37.3	29.0	10.8*	97	81.7	17.1	34.9	47.8	8.0	42.3	3284	38504
GREAT LAKES 4988V2PRO	99	P500	1,2	36.5	28.3	10.0	97	82.3	18.7	37.2	51.5	7.8	39.2	3316	31785	32.9	31.1	10.2	97	81.2	18.1	36.5	48.5	8.0	40.2	3235	30441
LEGACY SEEDS L-3115 V2P	92	P250	1,2	43.1	24.1	10.0	98	82.0	16.6	34.0	49.4	7.4	44.3	3331	33949	40.0	27.8	11.0*	99	80.6	16.4	34.4	44.8	7.4	44.1	3222	37243
LEGACY SEEDS L-3335 3110	93	C250	1,2	38.9	25.0	9.7	93	82.8	19.5	37.6	52.4	8.0	38.2	3342	31667	42.2	26.7	10.9*	95	83.7	16.6	33.4	51.2	8.2	43.9	3417	37124
LEGACY SEEDS L-3916 GENSS	99	A500	1,2,3,4	35.9	28.8	10.1*	97	80.0	19.5	39.0	48.0	7.7	38.3	3124	31577	32.4	31.5	10.2	97	78.3	18.3	37.0	41.4	7.6	40.3	2918	28976
MASTERS CHOICE MCT-4572	95	C250	1,2,4	39.0	26.4	10.2*	96	82.4	16.8	34.5	48.6	8.0	42.8	3347	33312	38.3	28.7	10.9*	98	81.3	16.8	34.3	45.4	8.0	43.5	3263	33588
MASTERS CHOICE MCT-5371	103	C250	1	36.6	26.6	9.4	97	81.7	18.3	36.9	49.4	7.4	39.7	3269	31156	34.0	28.0	9.5	96	80.6	18.9	37.5	48.6	7.4	39.3	3195	32090
MASTERS CHOICE MCT-5454	104	C250	1,2,3,4	37.2	26.8	9.8	92	81.9	19.5	38.8	52.6	7.5	37.5	3281	32755	35.9	28.7	10.3	96	82.0	21.3	40.7	53.2	7.6	35.1	3234	34717
NuTtech/G2 GENETICS 5FN-6097™	97	PT250	1,2,4	36.0	25.2	9.1	86	83.3	18.5	36.4	53.5	7.7	39.8	3386	31409	36.0	28.0	10.1	88	83.0	18.5	35.4	52.1	7.6	40.6	3357	35486
NuTtech/G2 GENETICS 5F-701™	101	P500	1,2,4	39.9	24.0	9.4	89	82.9	18.9	36.2	53.5	7.5	41.4	3362	31126	36.8	27.4	10.1	90	82.4	19.3	35.5	50.0	7.8	39.8	3315	33385
NuTtech/G2 GENETICS 5H-502™	102	P500	1,2,4	39.0	25.7	9.8	91	81.8	18.2	35.8	50.4	7.9	42.4	3305	31460	34.2	29.2	10.1	94	80.8	17.7	36.7	47.8	8.0	41.8	3209	32462
NuTtech/G2 GENETICS 5F-504™	104	P500	1,2,4	34.8	29.7	10.2*	98	81.6	19.8	37.7	51.3	7.6	39.1	3338	33913	32.8	35.7	11.7**	100	82.2	20.2	37.5	52.6	7.7	39.0	3285	38380
NuTtech/G2 GENETICS 5H-806™	104	P500	1,2,4	32.3	30.2	9.8	94	82.4	21.0	38.3	54.0	7.5	36.4	3295	32772	30.4	33.3	10.3	96	82.4	21.1	38.0	53.7	7.8	37.2	3290	33715
NuTtech/G2 GENETICS 5D-906™	106	P500	1,2,4	34.0	29.9	9.9	97	80.2	20.4	38.5	46.9	8.0	39.3	3182	31040	30.1	33.7	10.1	99	76.5	21.3	37.9	34.4	8.2	39.0	2947	29709
VIKING O.33-95LF	95	C250	CONV	39.0	27.2	10.5*	99	81.1	22.2	39.8	51.2	7.8	37.7	3191	33535	36.0	30.4	11.0*	100	79.9	24.5	44.2	51.2	8.0	36.8	3072	33662
VIKING O.69-99	99	C250	CONV	32.3	30.0	9.5	98	81.0	21.3	39.8	52.3	7.6	37.2	3217	31054	30.7	32.0	9.8	99	81.2	19.2	36.3	51.6	7.6	41.6	3238	33654
WOLF RIVER VALLEY 2693RR	93	C250	1	37.7	23.0	8.6	96	82.1	16.1	33.6	49.0	7.7	45.2	3339	29743	34.3	25.6	8.6	93	80.7	16.8	35.3	46.7	7.5	44.4	3225	29542
WOLF RIVER VALLEY 3396FLRR	95	C250	1	38.4	27.5	10.5*	99	80.6	21.2	39.5	51.5	7.9	36.5	3172	34148	35.3	30.4	10.7*	100	78.5	21.8	42.1	48.8	7.9	35.1	3020	33887
AVERAGE				37.7	26.6	9.8	96.2	82.0	18.6	36.6	50.9	7.7	40.4	3305	32536	35.7	29.3	10.4	97.4	81.2	18.1	36.0	48.2	7.8	41.3	3242	33834
HIGHEST				43.1	30.9	10.7	99.4	84.0	22.2	39.8	54.0	8.0	45.2	3451	37158	42.4	35.7	11.7	100.0	84.9	24.5	44.2	53.8	8.3	47.3	3509	39028
LOWEST				32.3	23.0	8.6	86.0	80.0	16.1	33.6	46.9	7.1	36.4	3124	29743	30.1	25.3	8.6	88.5	76.5	14.1	30.8	34.4	7.2	35.1	2918	27350
CV (%)				8.0	6.6	9.2	3.6	3.4	10.0	7.9	10.1	4.7	7.7	5	7	7.9	5.6	9.4	3.3	4.3	8.8	6.4	16.5	4.5	7.2	6	8
LSD (5%)				2.0	1.2	0.6	2.4	1.9	1.3	2.0	3.4	0.3	2.1	104	1456	3.3	1.9	1.2	3.8	4.1	1.9	2.7	9.3	0.4	3.5	227	3066

2017			Presque Isle - Late												Wexford - Late														
BRAND / HYBRID	RM	TRT	TRAIT	YIELD						% QUALITY						YIELD						% QUALITY						MILK 2006	
				%DM	GT/A	DT/A	%STD	IVD	ADF	NDF	NDFD	CP	STR	MK/IT	MK/A	%DM	GT/A	DT/A	%STD	IVD	ADF	NDF	NDFD	CP	STR	MK/IT	MK/A		
DAIRYLAND SEED HIDE-3188-9	88	C500	1,2,3,4,6	41.3	24.5	10.2	98	82.8	17.7	36.5	52.8	7.8	41.9	3365	34163	43.7	19.6	8.5	98	84.2	17.3	33.6	53.2	7.8	44.3	3480	29387		
DAIRYLAND SEED HIDE-3290-9	90	C500	1,2,3,4	42.2	25.0	10.5	98	81.7	21.6	39.6	50.5	7.7	38.8	3270	34304	44.2	22.6	10.0*	97	83.5	18.7	36.3	50.9	7.7	42.2	3412	33972		
DAIRYLAND SEED HIDE-3197RA	97	C500	1,2,3,4,6	33.6	31.0	10.4	99	82.5	19.4	36.9	52.4	7.5	40.7	3342	34729	37.3	21.6	8.0	99	81.6	18.8	36.9	54.2	7.4	41.1	3294	27376		
DAIRYLAND SEED HIDE-3099RA	99	C500	1,2,3,4,6	29.8	32.1	9.6	97	79.3	22.6	41.6	50.2	7.7	34.2	3115	29829	37.0	26.1	9.7*	99	81.6	19.2	37.6	51.2	7.5	38.3	3291	30460		
DAIRYLAND SEED HIDE-3702-9	102	C500	1,2,3,4	31.3	34.4	10.8*	97	83.6	18.8	36.8	55.3	7.7	38.6	3405	38108	38.9	26.5	10.2**	98	83.9	17.6	37.2	56.6	7.9	36.5	3423	34871		
DYNAGRO D355S88	95	A500	1,2,3,4,6	37.0	25.5	9.4	97	81.2	19.5	40.8	54.0	7.9	37.6	3230	32784	43.0	17.6	8.4	90	84.2	17.0	34.8	52.3	7.4	42.9	3465	29096		
DYNAGRO D375S60	97	A500	1,2,3,4,6	40.0	27.1	10.8*	95	83.1	19.6	33.9	52.2	7.8	44.1	3407	34990	47.1	21.4	9.9*	100	82.5	16.0	32.5	49.8	7.8	45.7	3384	36059		
DYNAGRO D39DC43	99	A500	1,2,5	41.3	28.4	11.8**	99	84.3	16.4	33.2	52.5	7.1	44.9	3482	39280	43.2	22.0	9.5*	99	82.3	17.0	34.5	53.2	7.0	43.5	3357	31731		
GOLDEN HARVEST G90Y04-3110A	92	C250	1,2,4,5,6	38.7	29.8	11.6*	97	82.9	17.5	36.4	52.8	8.0	40.1	3368	38903	41.1	23.1	9.6*	94	83.0	18.7	36.2	50.6	7.8	40.0	3385	34738		
GOLDEN HARVEST G98L17-3000GT	98	C250	1,2,3,4	35.9	30.4	10.9*	98	81.0	22.0	37.7	52.0	7.8	35.4	3170	34572	42.6	21.9	9.3*	97	84.8	15.4	32.4	53.2	7.9	45.1	3525	32681		
GOLDEN HARVEST G01P52-3011A	101	C250	1,2,3,4,5	34.8	26.5	9.2	96	82.1	17.5	36.4	50.7	7.9	40.5	3322	30589	39.1	20.4	8.1	94	83.4	18.9	37.4	51.3	7.9	38.4	3391	27386		
GREAT LAKES 4548VTZRIB	95	P500	1,2	38.9	25.5	9.9	99	83.5	17.6	35.2	53.3	7.8	42.6	3419	33906	45.6	16.3	8.0	98	82.0	19.7	38.5	51.8	8.2	39.7	3305	26352		
GREAT LAKES 4728VT2PRO	97	P500	1,2	34.1	28.7	9.7	94	83.3	18.1	36.4	54.1	7.3	40.8	3397	30967	41.3	17.5	6.8	99	81.3	20.0	39.4	52.5	7.6	37.9	3255	20805		
GREAT LAKES 4988VT2PRO	99	P500	1,2	35.7	30.1	10.8*	97	83.3	17.5	35.0	52.3	7.8	42.0	3406	36612	40.9	23.8	8.9	97	82.3	20.6	40.0	53.7	7.5	35.4	3308	28302		
LEGACY SEEDS L-3115 VT2P	92	P250	1,2	39.2	26.3	10.2	97	81.8	19.8	37.4	51.4	7.5	39.9	3300	33740	50.2	18.2	8.9	98	83.7	13.7	30.3	52.0	7.5	49.0	3470	30865		
LEGACY SEEDS L-3335 3110	93	C250	1,2	32.9	29.6	9.9	92	80.9	22.7	41.7	52.9	8.0	32.8	3204	30126	41.6	18.8	8.2	92	83.6	19.3	37.7	53.3	7.7	38.1	3404	27751		
LEGACY SEEDS L-3916 GENSS	99	A500	1,2,3,4	36.1	30.9	10.8*	95	80.2	19.9	40.7	51.4	7.9	37.4	3174	35555	39.1	23.9	9.2*	99	81.7	20.3	39.3	51.3	7.7	37.2	3278	30200		
MASTERS CHOICE MCT-4572	95	C250	1,2,4	37.0	28.1	10.3	93	81.0	19.7	38.5	50.7	7.9	37.9	3242	33296	41.6	22.4	9.4*	97	84.8	14.1	30.7	49.7	8.2	47.1	3536	33052		
MASTERS CHOICE MCT-5371	103	C250	1	31.1	32.4	10.1	97	79.9	20.0	38.9	48.4	7.2	35.4	3109	31242	44.9	19.5	8.6	98	84.7	16.0	34.2	51.2	7.5	44.4	3502	30136		
MASTERS CHOICE MCT-5454	104	C250	1,2,3,4	39.2	29.2	11.0*	88	82.9	17.2	36.4	53.0	7.4	41.4	3372	37167	36.4	22.6	8.2	92	80.9	20.2	39.2	51.5	7.6	35.9	3238	26381		
NuTechIG2 GENETICS 5FN-6097™	97	PT250	1,2,4	35.0	26.3	8.9	84	82.9	18.0	36.8	53.6	7.6	40.0	3367	30066	37.2	21.4	8.4	85	84.1	18.9	37.1	54.8	7.8	39.0	3435	28675		
NuTechIG2 GENETICS 5F-701™	101	P500	1,2,4	37.0	26.5	9.8	89	83.1	19.7	37.8	55.2	7.3	41.0	3371	31849	45.9	18.1	8.3	88	83.2	17.8	35.4	55.3	7.3	43.4	3402	28145		
NuTechIG2 GENETICS 5H-502™	102	P500	1,2,4	36.3	28.6	10.4	94	82.0	20.3	36.6	50.9	7.6	41.0	3318	32352	46.4	19.2	8.7	87	82.8	16.6	34.1	52.6	8.1	44.3	3387	29567		
NuTechIG2 GENETICS 5F-504™	104	P500	1,2,4	30.3	31.1	9.5	93	80.4	18.7	36.1	46.3	7.6	41.4	3415	32620	41.4	22.4	9.3*	100	82.3	20.4	39.4	55.1	7.6	36.9	3314	30737		
NuTechIG2 GENETICS 5H-806™	104	P500	1,2,4	29.6	32.2	9.7	90	82.0	21.8	38.4	53.1	7.5	34.4	3239	31258	37.0	25.0	9.4*	96	82.9	20.0	38.4	55.3	7.4	37.6	3356	33344		
NuTechIG2 GENETICS 5D-906™	106	P500	1,2,4	30.4	33.0	10.1	96	81.8	21.4	40.1	54.6	8.0	36.9	3268	31765	41.4	23.1	9.5*	96	82.3	18.6	37.5	51.7	7.8	42.0	3331	31647		
VIKING O.33-95LF	95	C250	CONV.	39.8	28.7	11.1*	97	81.8	19.6	37.9	51.9	7.6	39.5	3291	36620	41.4	22.6	9.5*	99	81.6	22.5	37.3	50.6	7.7	36.9	3209	30324		
VIKING O.69-99	99	C250	CONV.	31.8	32.4	10.3	97	80.9	21.3	39.9	52.2	7.9	36.8	3223	33109	34.6	25.5	8.3	98	80.8	23.5	43.2	53.2	7.4	33.2	3191	26397		
WOLF RIVER VALLEY 2693RR	93	C250	1	37.7	26.2	9.9	97	82.4	17.8	35.2	50.1	7.4	43.2	3356	33009	41.2	17.2	7.3	98	83.2	13.8	30.4	50.4	8.2	48.2	3436	26677		
WOLF RIVER VALLEY 3396FIRR	95	C250	1	39.6	28.2	11.1*	99	80.8	23.0	38.5	51.9	8.1	34.8	3154	35070	40.4	23.8	9.6*	99	82.5	19.0	37.8	53.7	7.9	39.6	3341	33485		
AVERAGE				35.9	29.0	10.3	95.3	82.0	19.5	37.6	52.1	7.7	39.2	3303	33753	41.5	21.5	8.8	96.0	82.9	18.3	36.3	52.5	7.7	40.8	3370	30020		
HIGHEST				42.2	34.4	11.8	98.9	84.3	23.0	41.7	55.3	8.1	44.9	3482	39280	50.2	26.5	10.2	100.0	84.8	23.5	43.2	56.6	8.2	49.0	3536	36059		
LOWEST				29.6	24.5	8.9	84.3	79.3	16.4	33.2	46.3	7.1	32.8	3109	29829	34.6	16.3	6.8	85.1	80.8	13.7	30.3	49.7	7.0	33.2	3191	20805		
CV (%)				7.9	5.7	8.2	3.8	2.5	9.6	8.3	5.9	4.3	7.5	3	7				3.8	2.9	11.1	8.7	3.9	5.3	8.3	5	7		
LSD (5%)				3.3	1.9	1.0	4.2	2.4	2.2	3.7	3.6	0.4	3.5	135	2828				4.3	2.9	2.4	3.7	2.4	0.5	4.0	178	2426		

2017 HANDY BT TRAIT TABLE

*Chris DiFonzo, Michigan State University
Pat Porter, Texas A&M University
Kelley Tilmon, The Ohio State University*

Most corn hybrids planted in the U.S. contain one or more transgenic traits for weed or insect management. These traits can increase flexibility and profitability for producers, but sometimes cause confusion about their spectrum of control or refuge requirements. The Handy Bt Trait Table provides a helpful list of trait names (below) and details of trait packages (next page) to make it easier to read company seed guides, sales materials, and bag tags.

New for 2018

- ✓ To make the trait table easier to read, the “Marketed for” and “Herbicide tolerance” columns were redesigned to replace abbreviations (letters) for insect names and herbicide traits with a simple ‘X’. This design was rated easier to read by people with aging eyes, including the authors.
- ✓ Trait packages are now alphabetized, instead of being grouped by seed company.
- ✓ Trecepta, a new pyramid for broad spectrum Lepidoptera control, was added to the list.
- ✓ Based on strong evidence in lab assays and field performance, companies revised their claim of control of western bean cutworm by the Cry1F Bt protein (i.e., the Herculex trait). Only hybrids with the Vip3A Bt protein provide reliable control of this insect. For all other hybrid packages, manage western bean cutworm infestations using a combination of scouting and spraying at threshold for your area.


Field corn ‘events’ (transformations of one or more genes) and their Trade Names

Trade name for trait	Event	Protein(s) expressed	Insect Target + Herbicide Activity
Agrisure CB/LL	Bt11	Cry1Ab + PAT	corn borer + <i>glufosinate tolerance</i>
Agrisure Duracade	5307	eCry3.1Ab	rootworm
Agrisure GT	GA21	EPSPS	<i>glyphosate tolerance</i>
Agrisure RW	MIR604	mCry3A	rootworm
Agrisure Viptera	MIR162	Vip3A	broad lep control (but not corn borer)
Herculex 1 (HX1) or CB	TC1507	Cry1Fa2 + PAT	corn borer + <i>glufosinate tolerance</i>
Herculex CRW	DAS-59122-7	Cry34Ab1/Cry35Ab1 + PAT	rootworm + <i>glufosinate tolerance</i>
(None – part of Qrome)	4114	Cry1F + Cry34Ab1/Cry35Ab1 + PAT	corn borer+ rootworm+ <i>glufosinate tol.</i>
Roundup Ready 2	NK603	EPSPS	<i>glyphosate tolerance</i>
Yieldgard Corn Borer	MON810	Cry1Ab	corn borer
Yieldgard Rootworm	MON863	Cry3Bb1	rootworm
Yieldgard VT Pro	MON89034	Cry1A.105 + Cry2Ab2	Lepidopteran control
Yieldgard VT Rootworm RR	MON88017	Cry3Bb1 + EPSPS	rootworm + <i>glyphosate tolerance</i>

Abbreviations used in the Trait Table

Herbicide activity

GT *glyphosate tolerant*
 LL Liberty Link - *glufosinate-tolerant*
 RR2 Roundup Ready 2, *glyphosate-tolerant*



Insect targets

BCW black cutworm SB stalk borer
 CEW corn earworm SCB sugarcane borer
 CRW corn rootworm SWCB southwestern corn borer
 ECB European corn borer TAW true armyworm
 FAW fall armyworm WBC western bean cutworm



Trait packages in alphabetical order (acronym)	Bt protein(s)	Marketed for control of:											May be locally or regionally ineffective on:	Herbicide tolerance		Non-Bt Refuge % (cornbelt)	
		B C W	C E W	E C B	F A W	S B B	S C C	S W B	T A W	W B C	W C W	CRW		GT RR2	LL		
AcreMax (AM)	Cry1Ab Cry1F	x		x	x	x	x	x						FAW WBC	x	x	5% in bag
AcreMax CRW (AMCRW)	Cry34/35Ab1												x	CRW	x	x	10% in bag
AcreMax1 (AM1)	Cry1F Cry34/35Ab1	x		x	x	x	x	x					x	FAW SWCB WBC CRW	x	x	10% in bag 20% ECB
AcreMax Leptra (AML)	Cry1Ab Cry1F Vip3A	x	x	x	x	x	x	x	x	x					x	x	5% in bag
AcreMax TRIsect (AMT)	Cry1Ab Cry1F mCry3A	x		x	x	x	x	x					x	FAW WBC CRW	x	x	10% in bag
AcreMax Xtra (AMX)	Cry1Ab Cry1F Cry34/35Ab1	x		x	x	x	x	x					x	FAW WBC CRW	x	x	10% in bag
AcreMax Xtreme (AMXT)	Cry1Ab Cry1F mCry3A Cry34/35Ab1	x		x	x	x	x	x					x	FAW WBC CRW	x	x	5% in bag
Agrisure 3010 and 3010A	Cry1Ab			x				x	x						x	x	20%
Agrisure 3000GT and 3011A	Cry1Ab mCry3A			x				x	x				x	CRW	x	x	20%
Agrisure Viptera 3110	Cry1Ab Vip3A	x	x	x	x	x	x	x	x	x					x	x	20%
Agrisure Viptera 3111	Cry1Ab Vip3A mCry3A	x	x	x	x	x	x	x	x	x	x			CRW	x	x	20%
Agrisure 3120 EZ Refuge	Cry1Ab Cry1F	x		x	x	x	x	x						FAW WBC	Depends on hybrid; see bag for code EZ0 (GT) or EZ1 (GT LL)		5% in bag
Agrisure 3122 EZ Refuge	Cry1Ab Cry1F mCry3A Cry34/35Ab1	x		x	x	x	x	x					x	FAW WBC CRW			5% in bag
Agrisure Viptera 3220 EZ Refuge	Cry1Ab Cry1F Vip3A	x	x	x	x	x	x	x	x	x							5% in bag
Agrisure Duracade 5122 EZ Refuge	Cry1Ab Cry1F mCry3A eCry3.1Ab	x		x	x	x	x	x					x	FAW WBC CRW			5% in bag
Agrisure Duracade 5222 EZ Refuge	Cry1Ab Cry1F Vip3A mCry3A eCry3.1Ab	x	x	x	x	x	x	x	x	x	x			CRW			5% in bag
Herculex 1 (HX1)	Cry1F	x		x	x	x	x	x						FAW SWCB WBC	x	x	20%
Herculex CRW (HXCRW)	Cry34/35Ab1												x	CRW	x	x	20%
Herculex XTRA (HXX)	Cry1F Cry34/35Ab1	x		x	x	x	x	x					x	FAW SWCB WBC CRW	x	x	20%
Intrasect (YHR)	Cry1Ab Cry1F	x		x	x	x	x	x						FAW WBC	x	x	5%
Intrasect TRIsect (CYHR)	Cry1Ab Cry1F mCry3A	x		x	x	x	x	x					x	FAW WBC CRW	x	x	20%
Intrasect Xtra (YXR)	Cry1Ab Cry1F Cry34/35Ab1	x		x	x	x	x	x					x	FAW WBC CRW	x	x	20%
Intrasect Xtreme (CYXR)	Cry1Ab Cry1F mCry3A Cry34/35Ab1	x		x	x	x	x	x					x	FAW WBC CRW	x	x	5%
Leptra (VYHR)	Cry1Ab Cry1F Vip3A	x	x	x	x	x	x	x	x	x					x	x	5%
Powercore ^a Powercore Refuge Advanced ^b	Cry1A.105 Cry2Ab2 Cry1F	x	x	x	x	x	x	x						CEW WBC	x	x	^a 5% ^b 5% in bag
QROME (Q)	Cry1Ab Cry1F mCry3A Cry34/35Ab1	x		x	x	x	x	x					x	FAW WBC CRW	x	x	5% in bag
SmartStax ^a Smartstax Refuge Advanced ^b SmartStax RIB Complete ^b	Cry1A.105 Cry2Ab2 Cry1F Cry3Bb1 Cry34/35Ab1	x	x	x	x	x	x	x					x	CEW WBC CRW	x	x	^a 5% ^b 5% in bag
Trecepta ^a Trecepta RIB Complete ^b	Cry1A.105 Cry2Ab2 Vip3A	x	x	x	x	x	x	x	x	x					x		^a 5% ^b 5% in bag
TRIssect (CHR)	Cry1F mCry3A	x		x	x	x	x	x					x	FAW SWCB WBC CRW	x	x	20%
VT Double PRO ^a VT Double PRO RIB Complete ^b	Cry1A.105 Cry2Ab2		x	x	x	x	x	x						CEW	x		^a 5% ^b 5% in bag
VT Triple PRO ^c VT Triple PRO RIB Complete ^d	Cry1A.105 Cry2Ab2 Cry3Bb1		x	x	x	x	x	x					x	CEW CRW	x		^c 20% ^d 10% in bag
Yieldgard Corn Borer (YGCB)	Cry1Ab			x				x	x					SWCB	x		20%
Yieldgard Rootworm (YGRW)	Cry3Bb1												x	CRW	x		20%
Yieldgard VT Triple	Cry1Ab Cry3Bb1			x				x	x				x	SWCB CRW	x		20%

Company Index

Introduction

Weather

Corn Grain Performance Trials

Zone 1 Grain Early - 107 Day and Earlier

Zone 1 Grain Late - 108 Day and Later

Zone 2 Grain Early - 101 Day and Earlier

Zone 2 Grain Late - 102 Day and Later

Zone 3 Grain Early - 97 Day and Earlier

Zone 3 Grain Late - 98 Day and Later

Zone 4 Grain Early - 84-92 Day

Zone 4 Grain Late - 84-96 Day

Conventional - 101 Day and Earlier

Conventional - 102 Day and Later

Corn Grain Agronomics

Corn Grain Hybrid Index

Corn Silage Performance Trials

Corn Silage Agronomics

Corn Silage Hybrid Index

Zone 1 Silage Early - 110 Day and Earlier

Zone 1 Silage Late - 111 Day and Later

Zone 2 - 3 Silage Early - 104 Day and Earlier

Zone 2- 3 Silage Late - 105 Day and Later

Zone 4 Silage Early - 92-101 Day

Zone 4 Silage Late - 88-106 Day

THANK YOU TO OUR FARM COOPERATORS:

ZONE 1

Baker-Ladd Farms, Blaine Baker, Clayton
George Brossman, Vandalia
Kyle Huff, Coldwater
OSU NW Experiment Station, Matt Davis &
Richard Minyo Hoytville, Ohio
Matthew Talladay, Milan

ZONE 2

Fred Gross Farms
Peggy Gross & Dick Birchmeier, New Lothrop
Jorgensens Farm Elevator
Jerry Jorgensen & Mike Turner, Williamston
Eadie Farms
Arden Eadie, Conklin
MSU Agronomy Farm, Mike Particka, East Lansing
Jim & John Schipper, Martin

ZONE 3

Karnatzs Farms, Scott Karnatzs
Robert Oshe & Jacob Zwagerman, Custer
Wil-le Farms, Ron & Ed McCrea, Bad Axe

ZONE 4/5

Double B Dairy
Jeremy & Tim Beebe, Whitmore
Ponik Farms
Paul Ponik, Posen
John Bode, Cadillac

THANK YOU TO THOSE WHO HELPED:

Thomas Siler
Kaitlyn Blaine
Emily Wildt
Leah Gruber
Caitlin Clover
Paige Remenar
Henry Gruber

MICHIGAN STATE
UNIVERSITY

Extension

MSU is an affirmative-action, equal-opportunity employer, committed to achieving excellence through a diverse workforce and inclusive culture that encourages all people to reach their full potential. Michigan State University Extension programs and materials are open to all without regard to race, color, national origin, gender, gender identity, religion, age, height, weight, disability, political beliefs, sexual orientation, marital status, family status or veteran status. Issued in furtherance of MSU Extension work, acts of May 8 and June 30, 1914, in cooperation with the U.S. Department of Agriculture. Jeff Dwyer, Director, MSU Extension, East Lansing, MI 48824. This information is for educational purposes only. Reference to commercial products or trade names does not imply endorsement by MSU Extension or bias against those not mentioned. This bulletin becomes public property upon publication and may be reprinted verbatim as a separate or within another publication with credit to MSU. Reprinting cannot be used to advertise a commercial product or company.